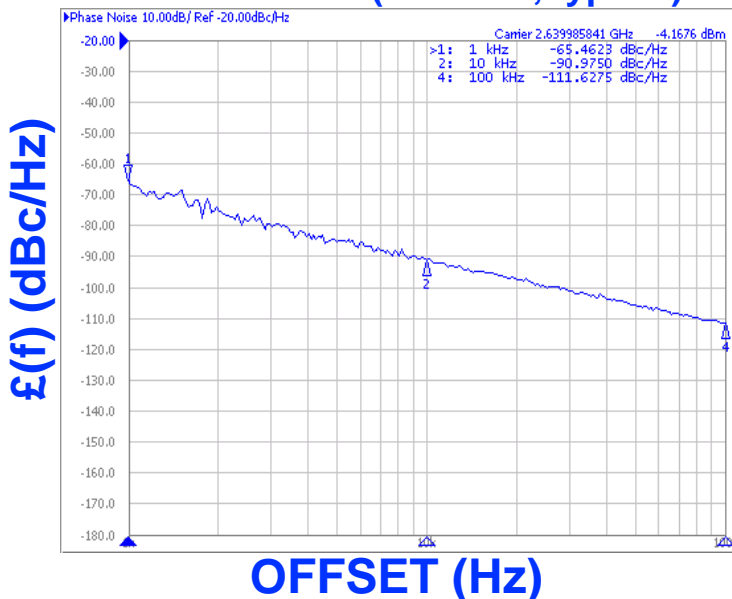


**PHASE NOISE (1 Hz BW, typical)**



**FEATURES**

- Frequency Range: 2380 - 2900 MHz
- Tuning Voltage: 0.5-10.5 Vdc
- MINI-14S - Style Package

**APPLICATIONS**

- Direct Broadcast
- Satellite Communication Systems
- Microwave Links

**PERFORMANCE SPECIFICATIONS**

	VALUE	UNITS
Oscillation Frequency Range	2380 - 2900	MHz
Phase Noise @ 10 kHz offset (1 Hz BW, typ.)	-90	dBc/Hz
Harmonic Suppression (2nd, typ.)	-13	dBc
Tuning Voltage	0.5-10.5	Vdc
Tuning Sensitivity (avg.)	75	MHz/V
Power Output	1±3	dBm
Load Impedance	50	Ω
Input Capacitance (max.)	20	pF
Pushing	<3	MHz/V
Pulling ( 14dB Return Loss, Any Phase)	<8	MHz
Operating Temperature Range	-55 to 85	°C
Package Style	MINI-14S	

**POWER SUPPLY REQUIREMENTS**

Supply Voltage (Vcc, nom.)	5	Vdc
Supply Current (Icc, typ.)	14	mA

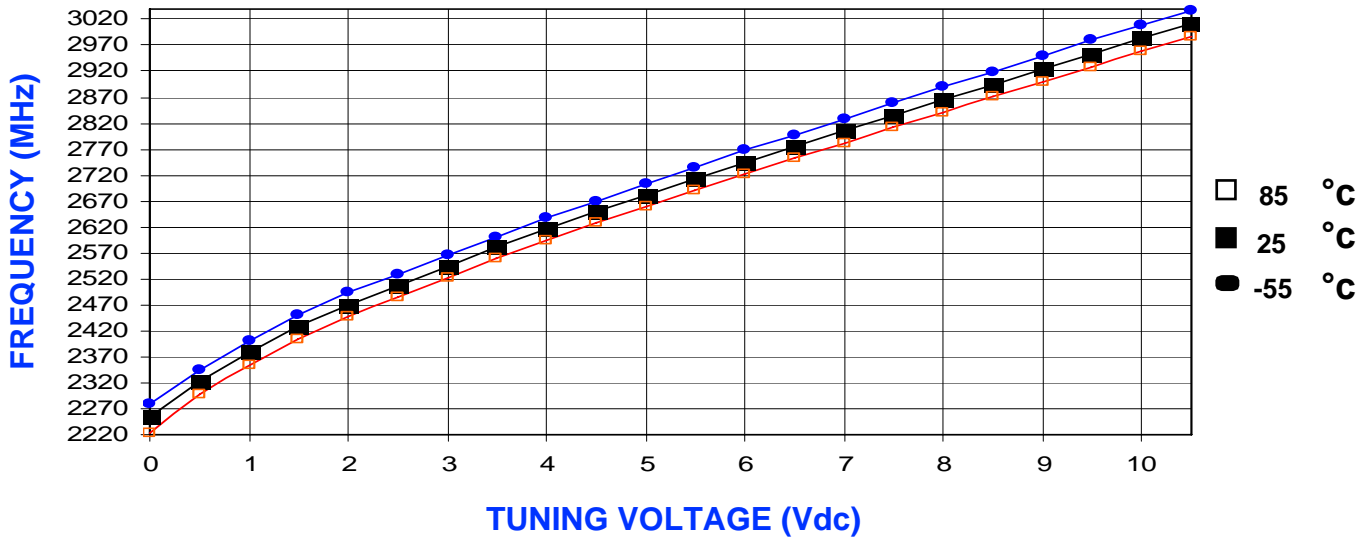
All specifications are typical unless otherwise noted and subject to change without notice.

**APPLICATION NOTES**

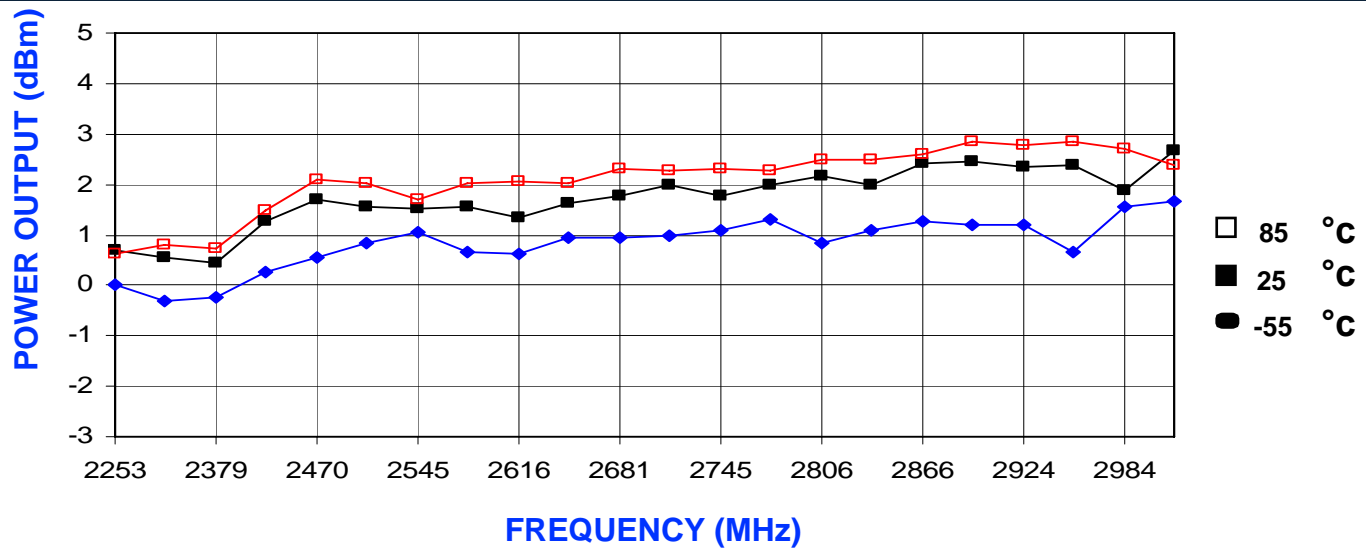
- AN-100/1 : Mounting and Grounding of VCOs
- AN-102 : Proper Output Loading of VCOs
- AN-107 : How to Solder Z-COMM VCOs

**NOTES:**

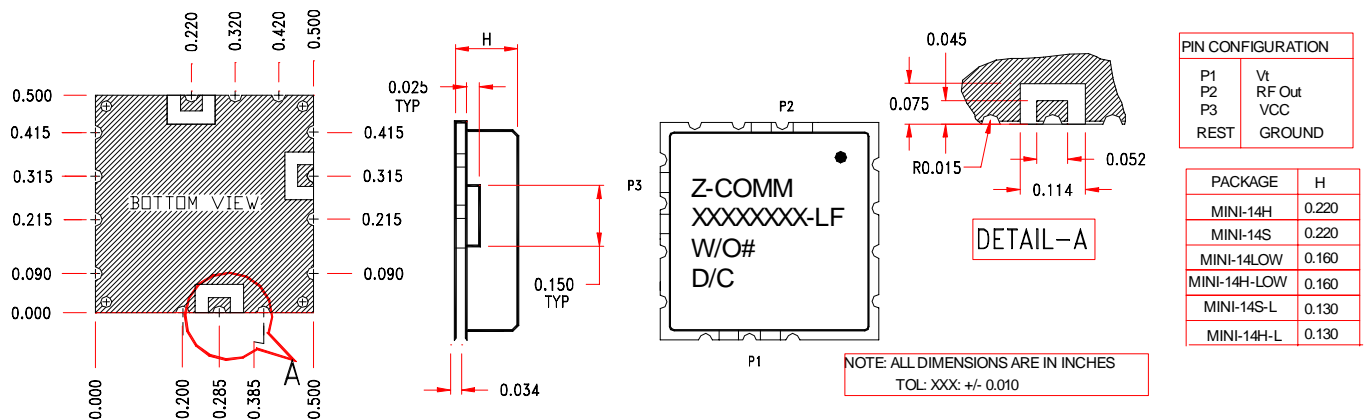
TUNING CURVE, typ.



POWER CURVE, typ.



PHYSICAL DIMENSIONS



PIN CONFIGURATION	
P1	Vt
P2	RF Out
P3	VCC
REST	GROUND

PACKAGE	H
MINI-14H	0.220
MINI-14S	0.220
MINI-14LOW	0.160
MINI-14H-LOW	0.160
MINI-14S-L	0.130
MINI-14H-L	0.130