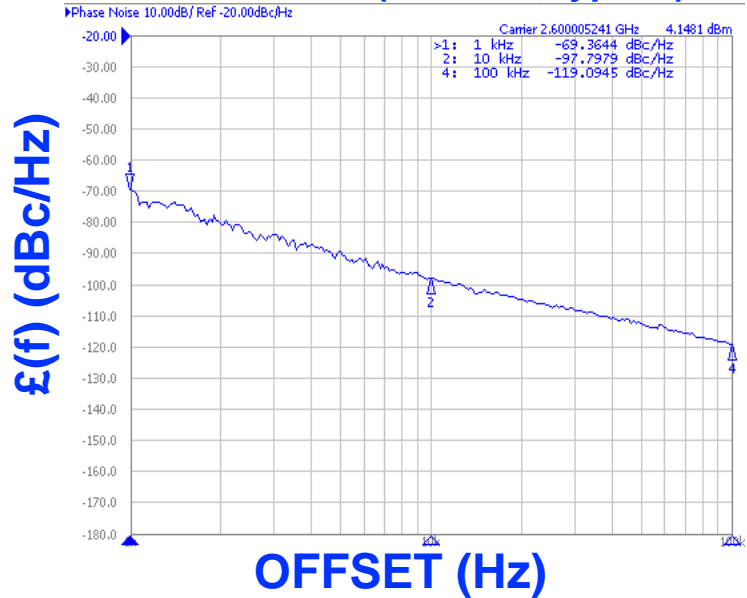




PHASE NOISE (1 Hz BW, typical)



FEATURES

- Frequency Range: 2500 -2700 MHz
- Tuning Voltage: 1.5-10.5 Vdc
- MINI-14H - Style Package

APPLICATIONS

- Broadcast Communications
- Satellite Communications
- Earthstations

PERFORMANCE SPECIFICATIONS

| | VALUE | UNITS |
|---|-------------|--------|
| Oscillation Frequency Range | 2500 - 2700 | MHz |
| Phase Noise @ 10 kHz offset (1 Hz BW, typ.) | -98 | dBc/Hz |
| Harmonic Suppression (2nd, typ.) | -20 | dBc |
| Tuning Voltage | 1.5-10.5 | Vdc |
| Tuning Sensitivity (avg.) | 41 | MHz/V |
| Power Output | 10±2 | dBm |
| Load Impedance | 50 | Ω |
| Input Capacitance (max.) | 50 | pF |
| Pushing | <2 | MHz/V |
| Pulling (14dB Return Loss, Any Phase) | <18 | MHz |
| Operating Temperature Range | -40 to 85 | °C |
| Package Style | MINI-14H | |

POWER SUPPLY REQUIREMENTS

| | | |
|----------------------------|----|-----|
| Supply Voltage (Vcc, nom.) | 10 | Vdc |
| Supply Current (Icc, typ.) | 18 | mA |

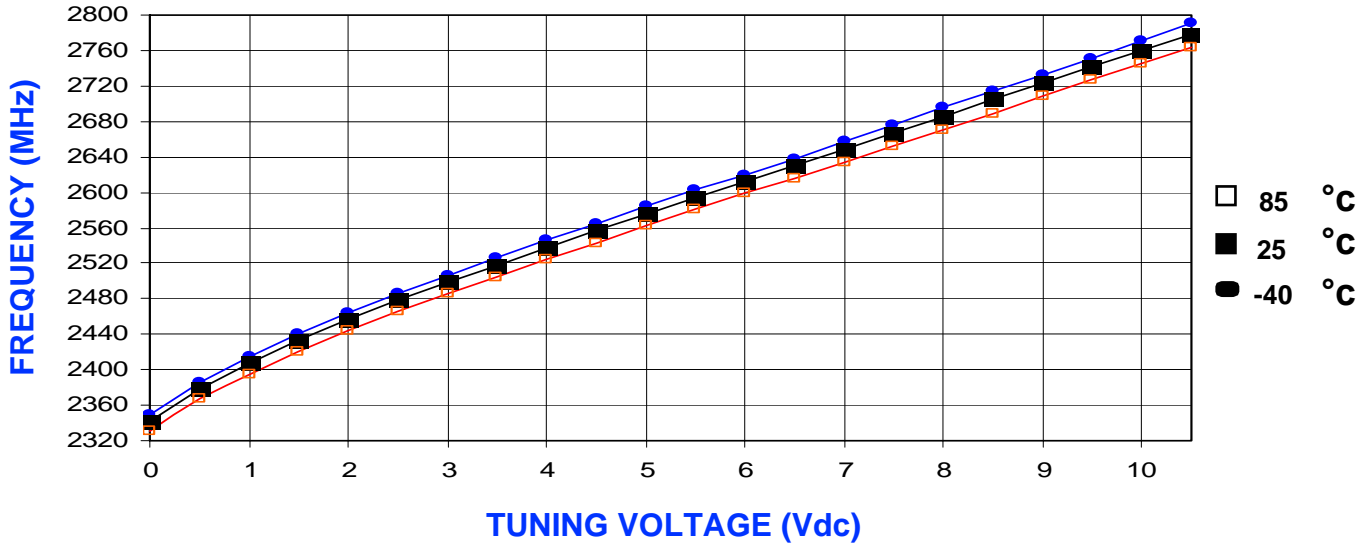
All specifications are typical unless otherwise noted and subject to change without notice.

APPLICATION NOTES

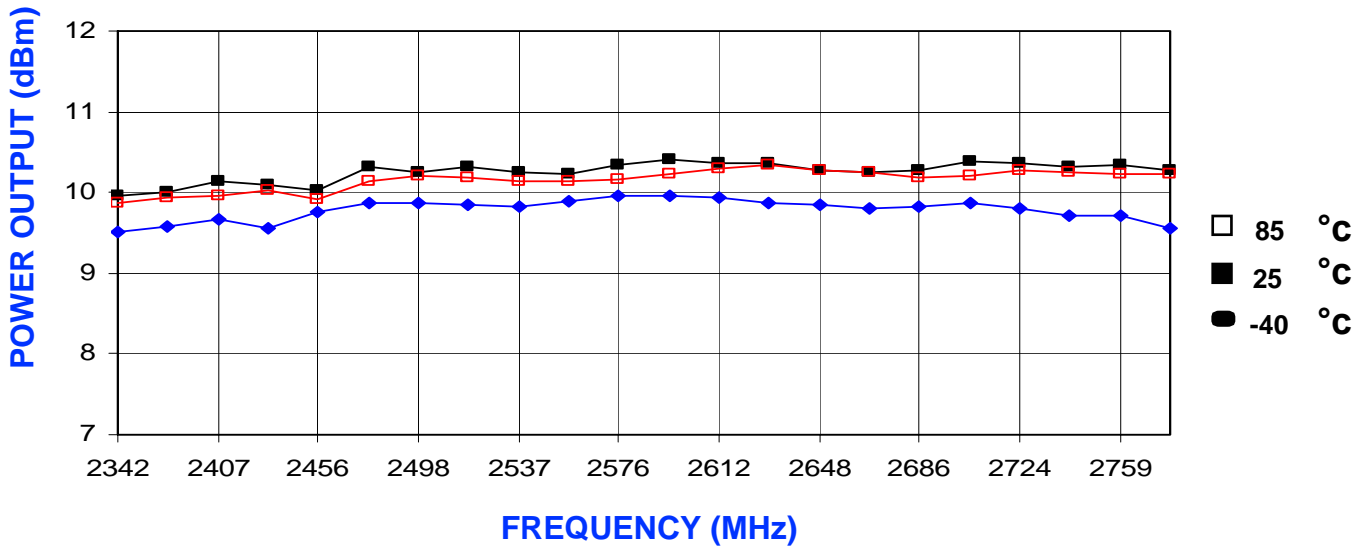
- AN-100/1 : Mounting and Grounding of VCOs
- AN-102 : Proper Output Loading of VCOs
- AN-107 : How to Solder Z-COMM VCOs

NOTES:

TUNING CURVE, typ.



POWER CURVE, typ.



PHYSICAL DIMENSIONS

