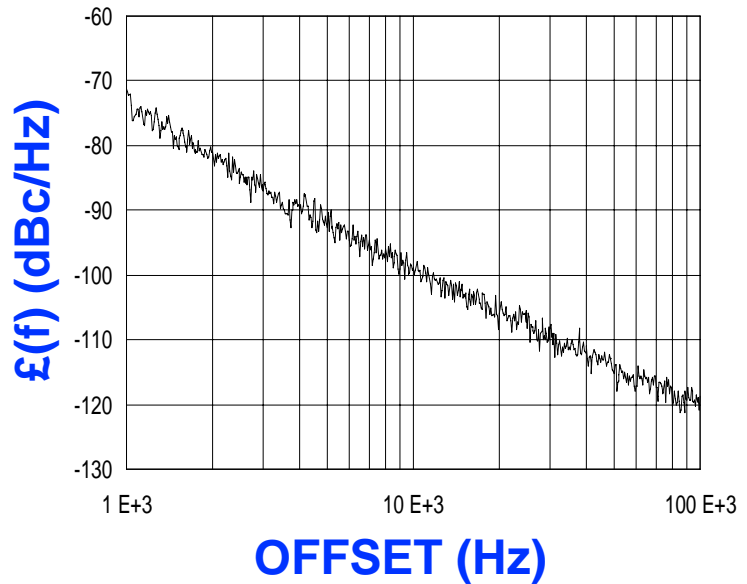


PHASE NOISE (1 Hz BW, typical)



FEATURES
<ul style="list-style-type: none"> • Frequency Range: 1990 - 2380 MHz • Tuning Voltage: 0.5-15 Vdc • MINI-14H- - Style Package
APPLICATIONS
<ul style="list-style-type: none"> • Digital Radios • Earthstations • Satellite Modems

PERFORMANCE SPECIFICATIONS	VALUE	UNITS
Oscillation Frequency Range	1990 - 2380	MHz
Phase Noise @ 10 kHz offset (1 Hz BW, typ.)	-99	dBc/Hz
Harmonic Suppression (2nd, typ.)	-6	dBc
Tuning Voltage	0.5-15	Vdc
Tuning Sensitivity (avg.)	51	MHz/V
Power Output	10±3	dBm
Load Impedance	50	Ω
Input Capacitance (max.)	25	pF
Pushing	<2	MHz/V
Pulling (14dB Return Loss, Any Phase)	<14	MHz
Operating Temperature Range	-30 to 85	°C
Package Style	MINI-14H-LOW	

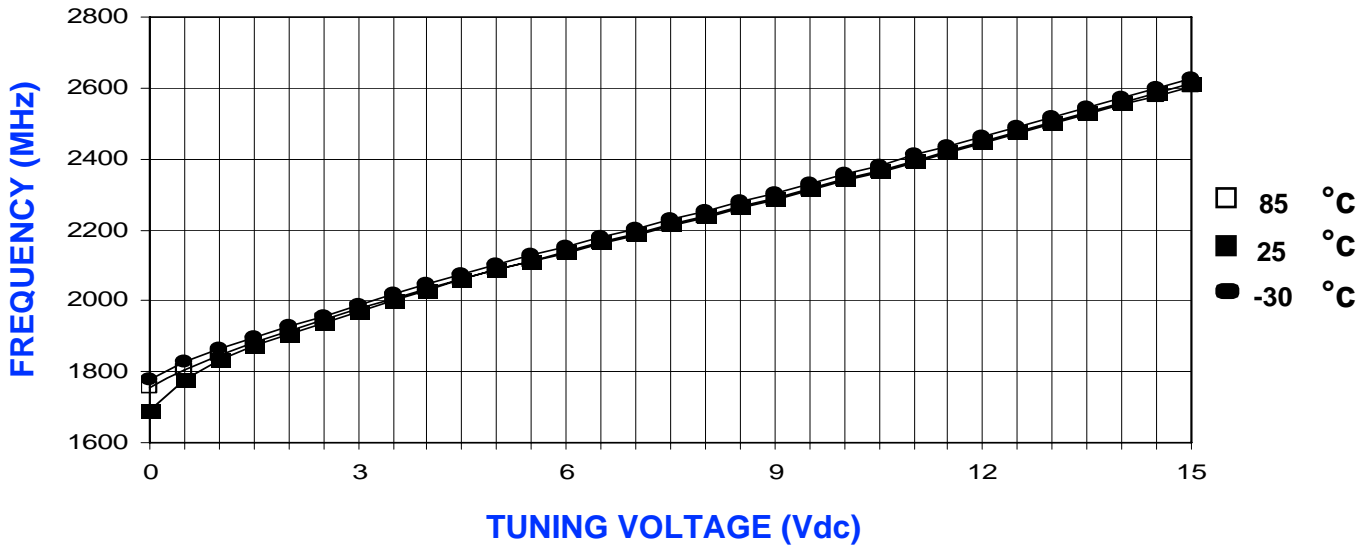
POWER SUPPLY REQUIREMENTS	VALUE	UNITS
Supply Voltage (Vcc, nom.)	9	Vdc
Supply Current (Icc, typ.)	17	mA

All specifications are typical unless otherwise noted and subject to change without notice.

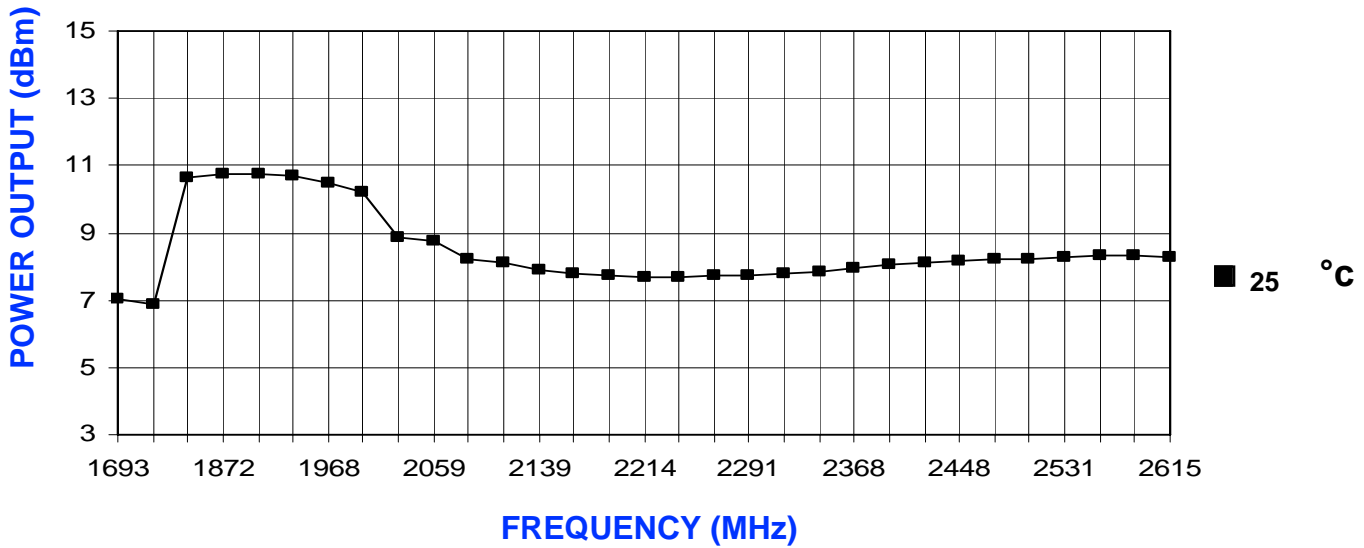
APPLICATION NOTES
<ul style="list-style-type: none"> • AN-100/1 : Mounting and Grounding of VCOs • AN-102 : Proper Output Loading of VCOs • AN-107 : How to Solder Z-COMM VCOs

NOTES:

TUNING CURVE, typ.



POWER CURVE, typ.



PHYSICAL DIMENSIONS

