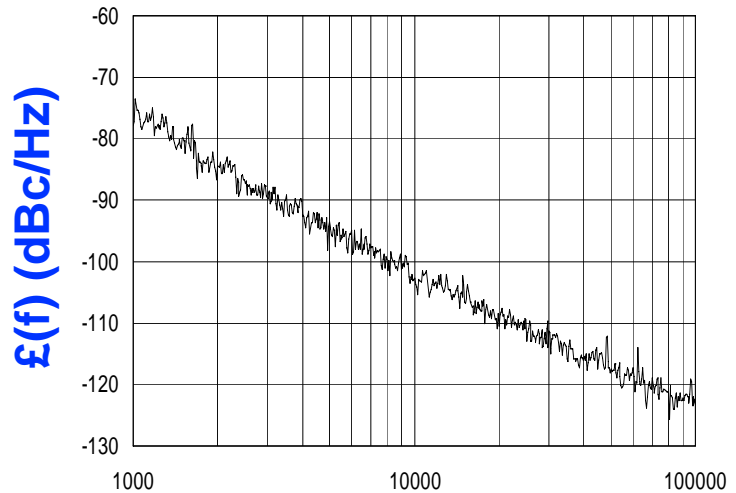


PHASE NOISE (1 Hz BW, typical)



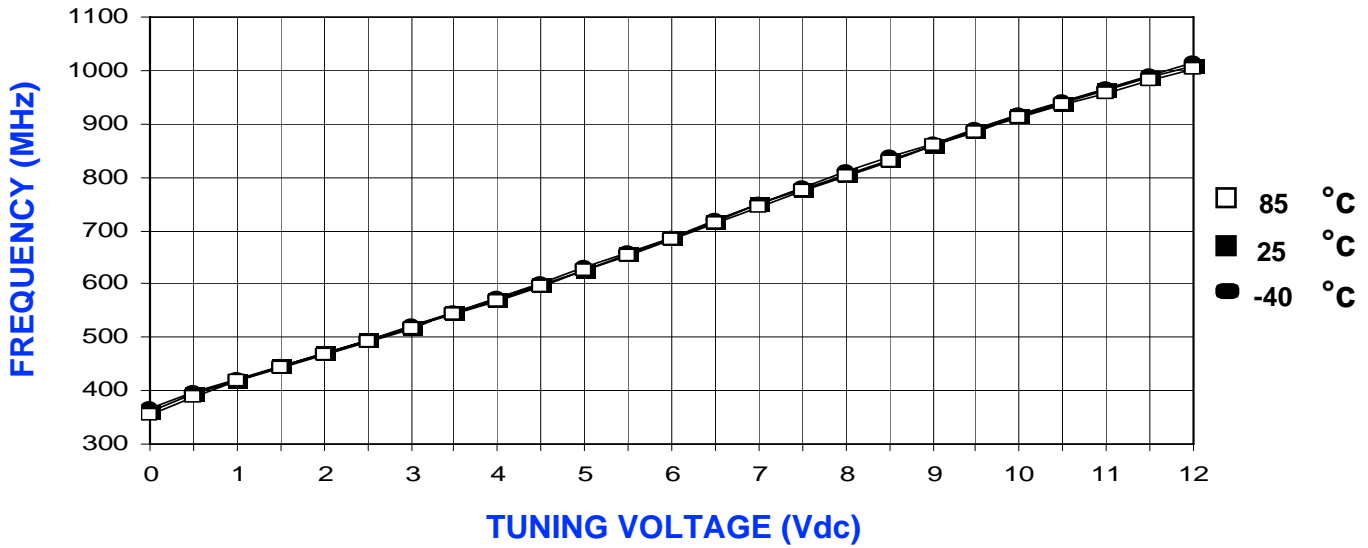
FEATURES
<ul style="list-style-type: none"> • Frequency Range: 400 - 800 MHz • Tuning Voltage: 0-12 Vdc • MINI-14S- - Style Package
APPLICATIONS
<ul style="list-style-type: none"> • Mobile Communications • Satellite Modems • Downconverters

PERFORMANCE SPECIFICATIONS	VALUE	UNITS
Oscillation Frequency Range	400 - 800	MHz
Phase Noise @ 10 kHz offset (1 Hz BW, typ.)	-100	dBc/Hz
Harmonic Suppression (2nd, typ.)	-5	dBc
Tuning Voltage	0-12	Vdc
Tuning Sensitivity (avg.)	56	MHz/V
Power Output	5±8	dBm
Load Impedance	50	Ω
Input Capacitance (max.)	150	pF
Pushing	<5	MHz/V
Pulling (14dB Return Loss, Any Phase)	<3	MHz
Operating Temperature Range	-40 to 85	°C
Package Style	MINI-14S-LOW	
POWER SUPPLY REQUIREMENTS		
Supply Voltage (Vcc, nom.)	5	Vdc
Supply Current (Icc, typ.)	19	mA

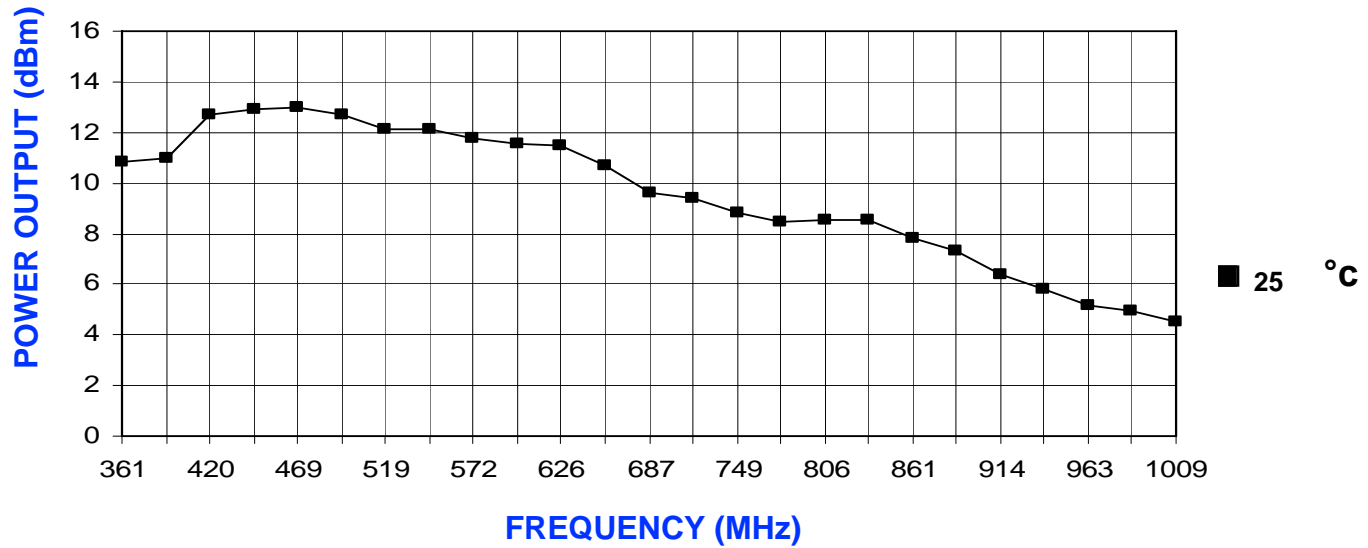
All specifications are typical unless otherwise noted and subject to change without notice.

APPLICATION NOTES
<ul style="list-style-type: none"> • AN-100/1 : Mounting and Grounding of VCOs • AN-102 : Proper Output Loading of VCOs • AN-107 : How to Solder Z-COMM VCOs
NOTES:

TUNING CURVE, typ.



POWER CURVE, typ.



PHYSICAL DIMENSIONS

