



PRELIMINARY

SOLID STATE DEVICES, INC

14849 Firestone Boulevard · La Mirada, CA 90638
Phone: (714) 670-SSDI (7734) · Fax: (714) 522-7424

SSR1645G

20 AMP
45 VOLTS
SCHOTTKY
RECTIFIER

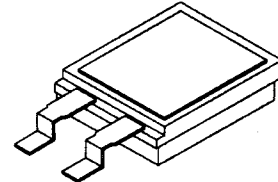
Designer's Data Sheet

FEATURES:

- Low Reverse Leakage
- Low Forward Voltage Drop
- Guard Ring for Overvoltage protection
- Hermetically Sealed Power Surface Mount Package
- Eutectic Die Attach
- 175°C Operating Temperature
- Custom Lead Forming Available

- TX, TXV and Space Level Screening Available

CERPACK



MAXIMUM RATINGS

RATING	SYMBOL	VALUE	UNIT
Peak Repetitive Reverse and DC Blocking Voltage	VRRM	45	Volts
	VRWM		
	VR		
Average Rectified Forward Current (Resistive Load, 60Hz, Sine Wave, TA=25°C)	IO	20	Amps
Peak Surge Current (8.3 ms Pulse, Half Sine Wave Superimposed on IO, allow junction to reach equilibrium between pulses, TA=25°C)	IFSM	300	Amps
Operating and storage temperature	Top & Tstg	-65 to +175	°C
Maximum Thermal Resistance Junction to Case	RθJC	1.0	°C/W

NOTE: All specifications are subject to change without notification. SCD's for these devices should be reviewed by SSDI prior to release.

DATA SHEET #: RS0003 A

MED

SSR1645G

PRELIMINARY



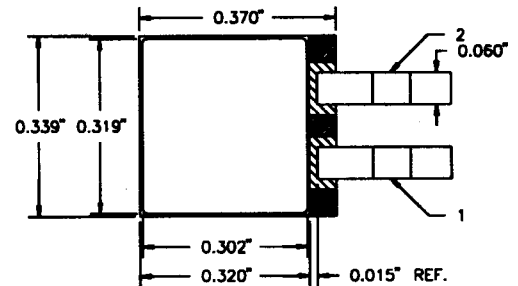
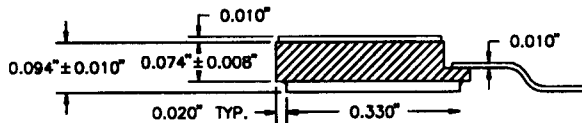
SOLID STATE DEVICES, INC

14849 Firestone Boulevard · La Mirada, CA 90638
 Phone: (714) 670-SSDI (7734) · Fax: (714) 522-7424

ELECTRICAL CHARACTERISTICS

CHARACTERISTICS	SYMBOL	MAXIMUM	UNIT
Instantaneous Forward Voltage Drop (IF = 5 Adc, TA=25°C, 300µs Pulse) (IF = 10 Adc, TA=25°C, 300µs Pulse) (IF = 20 Adc, TA=25°C, 300µs Pulse)	VF1	0.48 0.54 0.65	Vdc
Instantaneous Forward Voltage Drop (IF = 10 Adc, TA= - 55°C, 300µs Pulse)	VF2	0.61	Vdc
Reverse Leakage Current (Rated VR, TA=25°C, 300µs pulse minimum)	IR1	200	µA
Reverse Leakage Current (Rated VR, TA=100°C, 300µs pulse minimum)	IR2	15	mA
Junction Capacitance (VR = 10 Vdc, TA=25°C, f= 1 MHz)	CJ	800	pf

CASE OUTLINE: CERPACK



PIN OUT:

ANODE: PIN 1,2
CATHODE: BOTTOM

TYPICAL OPERATING CURVES

(TA=25°C unless otherwise specified)

