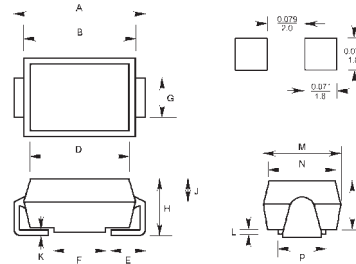


Features

- High current capability
- The plastic material carries U/L 94V-0
- Low profile package
- Easy pick and place
- High temperature soldering:
260°C/10 seconds

SMA



Mechanical Data

- **Terminals:** Solder plated, solderable per IEC 68-2-20
- **Weight:** 0.004 ounce, 0.113 gram

DIM	DIMENSIONS				Note
	Inches		mm		
A	M in.	Max.	M in.	Max.	
A	0.216	0.226	5.48	5.74	
B	0.176	0.182	4.48	4.63	
C	0.094	0.100	2.40	2.55	
D	0.170	0.176	4.33	4.48	
E	0.039	0.055	1.00	1.40	
F	0.060	0.081	2.03	2.07	
G	0.068	0.083	1.72	2.10	
H	0.112	0.118	2.85	3.00	
J	0.057	-	1.44	-	
K	-	0.018	-	0.45	
L	0.016	-	0.40	-	
M	0.109	0.115	2.77	2.93	
N	0.105	0.107	2.67	2.73	
P	0.078	0.081	2.00	2.05	

Maximum Ratings and Electrical Characteristics at 25°C

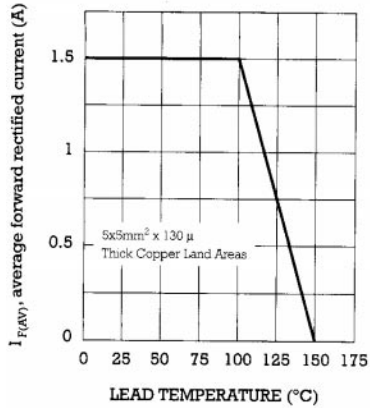
	Symbols	SROA	SROB	SROD	SROG	SROJ	SROK	SROM	Units
Maximum repetitive peak reverse voltage	V_{RRM}	50	100	200	400	600	800	1000	Volts
Maximum RMS voltage	V_{RMS}	35	70	140	280	420	560	700	Volts
Maximum DC blocking voltage	V_{DC}	50	100	200	400	600	800	1000	Volts
Forward current at $T_L=100^\circ\text{C}$	$I_{(AV)}$	1.5							Amps
Peak forward surge current 8.3mS single half sine-wave superimposed on rated load (MIL-STD-750D 4066 method)	I_{FSM}	50.0							Amps
Maximum instantaneous forward voltage at 1.5A	V_F	1.3							Volts
Maximum DC reverse current at rated DC blocking voltage $T_A=25^\circ\text{C}$ $T_A=125^\circ\text{C}$	I_R	5.0 200.0							μA
Maximum reverse recovery time (Note 1)	T_{rr}	150			250		300		nS
Typical junction capacitance (Note 2)	C_J	35.0							μF
Typical thermal resistance (Note 3)	$R_{\theta JL}$ $R_{\theta JA}$	20.0 60.0							$^\circ\text{C/W}$
Operating junction and storage temperature range	T_J, T_{STG}	-55 to +150							$^\circ\text{C}$

Notes:

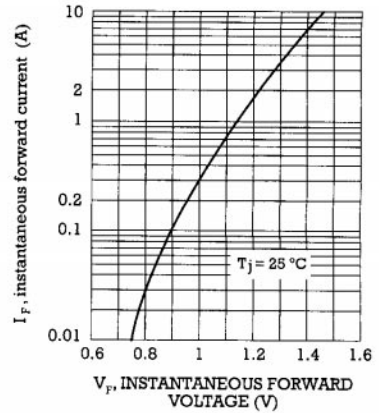
- (1) Reverse recovery test conditions: $I_F=0.5\text{A}$, $I_R=1.0\text{A}$, $I_T=0.25\text{A}$
- (2) Measured at 1.0MHz and applied reverse voltage of 4.0 volts
- (3) Thermal resistance from junction to ambient and 5x5mm²x130u copper area

RATINGS AND CHARACTERISTIC CURVES

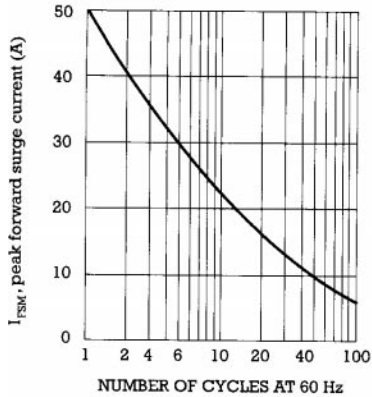
FORWARD CURRENT DERATING CURVE



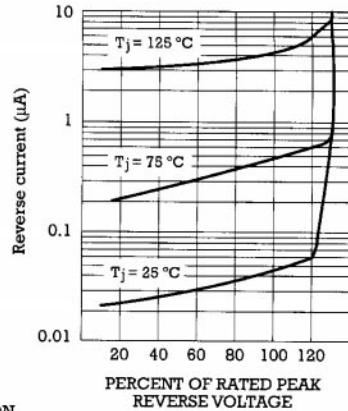
TYPICAL FORWARD CHARACTERISTIC



MAXIMUM NON REPETITIVE PEAK FORWARD SURGE CURRENT



TYPICAL FORWARD CHARACTERISTIC



TYPICAL JUNCTION CAPACITANCE

