

SG - 209

The SG - 209 photointerrupter high - performance standard type, combines high - output GaAs IRED with high sensitive phototransistor.

FEATURES

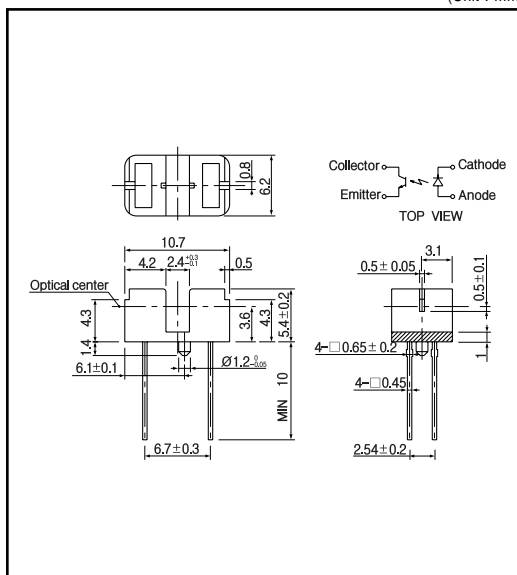
- 0.5mm aperture
- High - speed response
- Easy to mount on P.C.B.
- Widely applicable

APPLICATIONS

- Tape - end sensors
- Timing sensors
- Edge sensors
- Copiers

DIMENSIONS

(Unit : mm)



MAXIMUM RATINGS

(Ta=25)

| | Item | Symbol | Rating | Unit |
|--------|-------------------------------------|------------|------------|------|
| Input | Power dissipation | P_D | 100 | mW |
| | Reverse voltage | V_R | 5 | V |
| | Forward current | I_F | 60 | mA |
| | Pulse forward current ^{*1} | I_{FP} | 1 | A |
| Output | Collector power dissipation | P_C | 100 | mW |
| | Collector current | I_C | 40 | mA |
| | C - E voltage | V_{CE0} | 30 | V |
| | E - C voltage | V_{ECO} | 5 | V |
| | Operating temp. | $T_{opr.}$ | - 20 ~ +85 | |
| | Storage temp. | $T_{stg.}$ | - 30 ~ +85 | |
| | Soldering temp. ^{*2} | $T_{sol.}$ | 240 | |

*1. t w 100 μ sec.period :T=10msec.

*2. For MAX. 5 seconds at the position of 2mm from the package

ELECTRO-OPTICAL CHARACTERISTICS

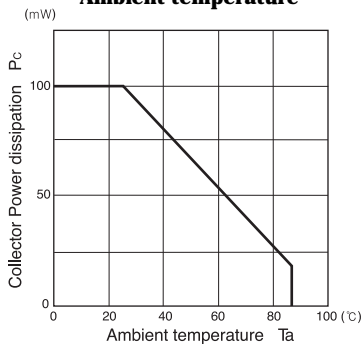
(Ta=25)

| | Item | Symbol | Conditions | Min. | Typ. | Max. | Unit. |
|------------------|--------------------------|---------------|-----------------------|------|------|------|------------|
| Input | Forward voltage | V_F | $I_F=30mA$ | | 1.2 | 1.5 | V |
| | Reverse current | I_R | $V_R=5V$ | | | 10 | μA |
| | Capacitance | C_t | $V=0, f=1KHz$ | | 25 | | pF |
| | Peak wavelength | λ | | | 940 | | nm |
| Output | Collector dark current | I_{CE0} | $V_{CE}=10V$ | | | 0.1 | μA |
| Light current | | I_L | $V_{CE}=5V, I_F=20mA$ | 0.5 | | | mA |
| | C - E saturation voltage | $V_{CE(sat)}$ | $I_F=30mA, I_C=0.1mA$ | | | 0.4 | V |
| Switching speeds | Rise time | t_r | $V_{CC}=5V, I_C=2mA$ | | 5 | | μ sec. |
| | Fall time | t_f | $R_L=100$ | | 5 | | μ sec. |

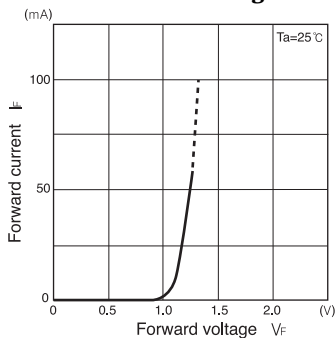
Photo interrupters(Transmissive)

SG - 209

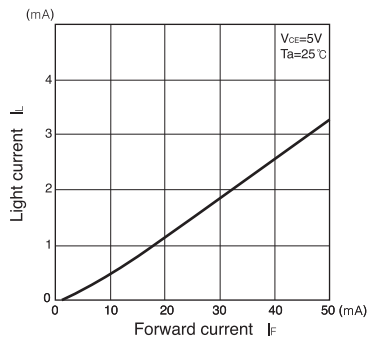
Collector power dissipation Vs. Ambient temperature



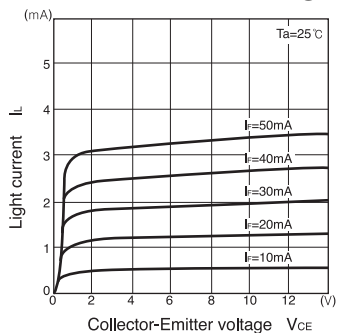
Forward current Vs. Forward voltage



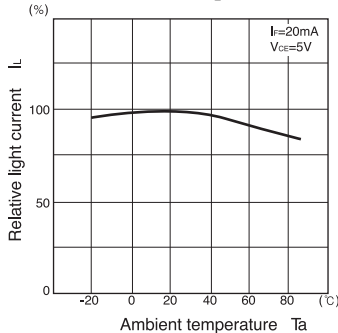
Light current Vs. Forward current



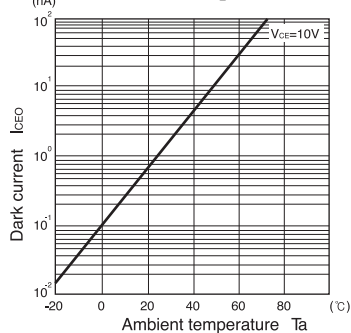
Light current Vs. Collector-Emitter voltage



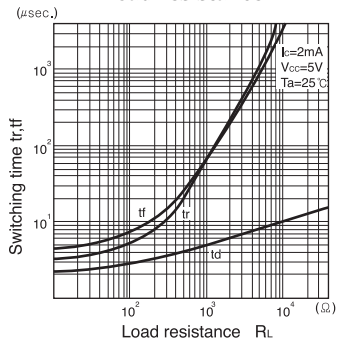
Relative light current Vs. Ambient temperature



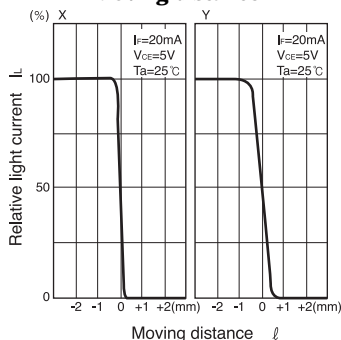
Dark current Vs. Ambient temperature



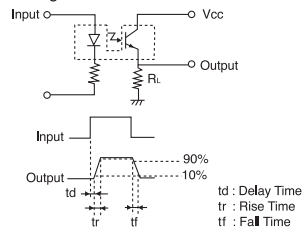
Switching time Vs. Load resistance



Relative light current Vs. Moving distance



Switching time measurement circuit



Method of measuring position characteristic

