



DATA SHEET

PJSLC05

ULTRA LOW CAPACITANCE SINGLE TRANSIENT OVERVOLTAGE SUPPRESSOR FOR HIGH SPEED DATA LINES

VOLTAGE 5 Volts **POWER** 400mWatts

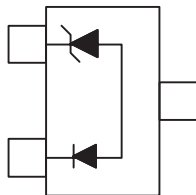
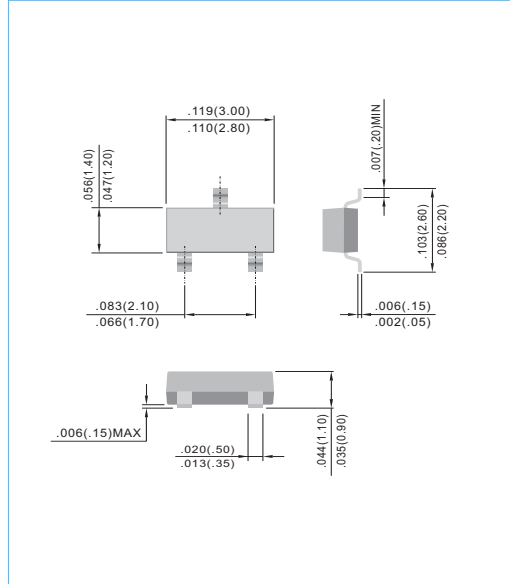
SOT-23 Unit: inch (mm)

FEATURES

This Transient Overvoltage Suppressor is intended to Protect Sensitive Equipment against Electrostatic Discharge events as well to offer a Minimum Insertion Loss in Data Transmission Lines in Communications Ports used in Portable Consumer, Computing and Networking Applications Pb free product are available : 99% Sn above can meet Rohs environment substance directive request

MECHANICAL DATA

Case: SOT-23 plastic case.
Terminals : Solderable per MIL-STD-202G, Method 208
Standard packaging: 8mm tape
Weight: approximately 0.008g

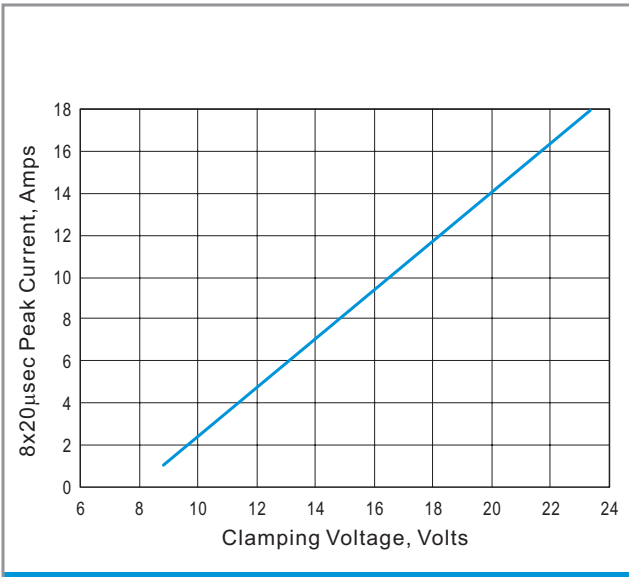


MAXIMUM RATINGS

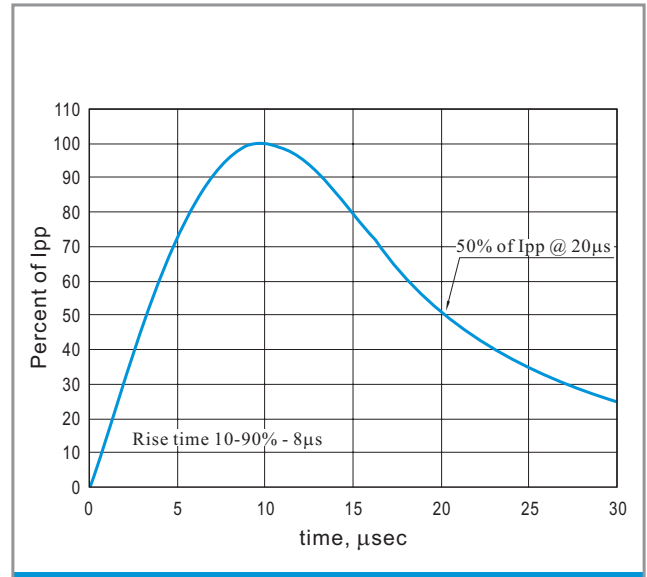
Parmeter	Symbol	value	Units
Peak Pulse Power 8 x 20 usec Waveform	P _{PK}	400	W
Peak Pulse Current 8 x 20 ge usec Waveform	I _{PP}	17	A
ESD Voltage (HBM)	V _{ESD}	>25	kV
Operating Temperature	T _L	-50 to +125	
Storage Temperature	T _{STG}	-50 to +150	

ELECTRICAL CHARACTERISTICS T_j = 25°C

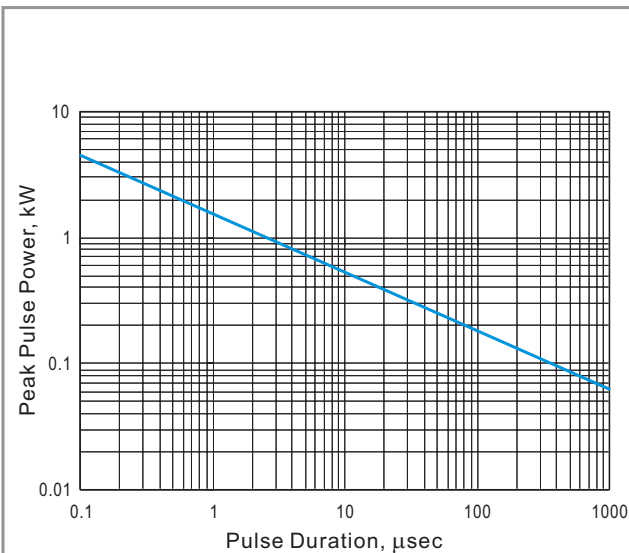
Parmeter	Symbol	Conditions	Min	Typical	Max.	Units
Reverse Stand-Off Voltage	V _{RWM}				5	V
Reverse Breakdown Voltage	V _{BR}	I _{BR} = 1mA	6			
Reverse Leakage Current	I _R	V _{RRM} = 5V			5	µA
Clamping Voltage	V _C	I _{PP} = 1A			9.5	A
Clamping Voltage	V _C	8 x 20 usec			12	V
Maximum Peak Pulse Curent	I _{PP}	8 x 20 usec Waveform			17	A
Junction Capacitance (Terminals 1-2)	C _J	0Vdc, 1MHz			12	Pf



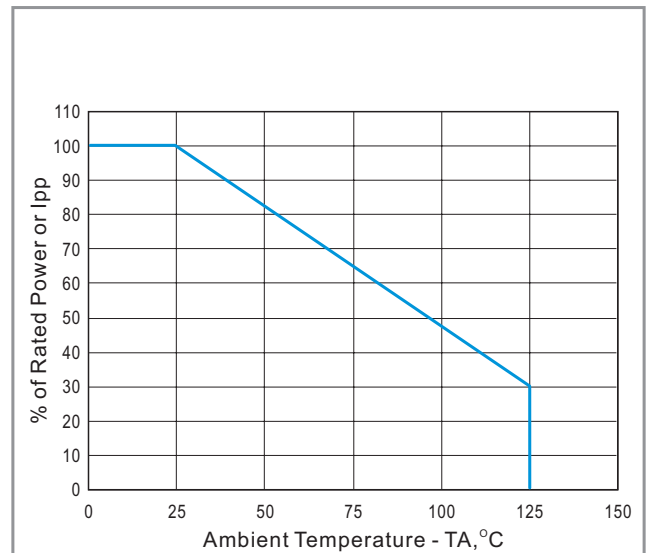
Clamping Voltage vs Ipp 8x20µsec



Pulse Waveform



Non-Repetitive Peak Pulse Power vs Pulse Time



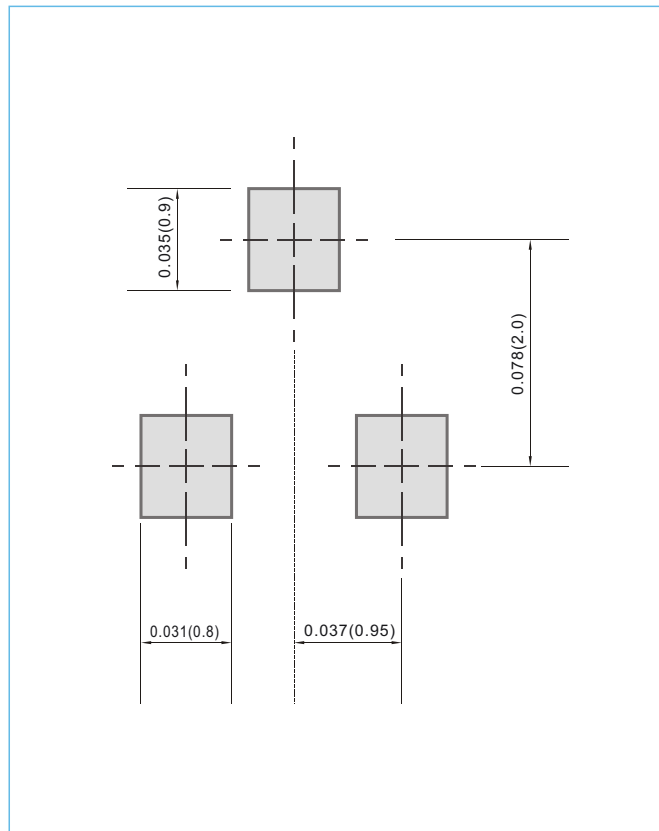
Power Derating Curve



MOUNTING PAD LAYOUT

SOT-23

Unit: inch (mm)



ORDER INFORMATION

- Packing information

T/R - 12K per 13" plastic Reel

T/R - 3.0K per 7" plastic Reel

LEGAL STATEMENT

IMPORTANT NOTICE

This information is intended to unambiguously characterize the product in order to facilitate the customer's evaluation of the device in the application. The information will help the customer's technical experts determine that the device is compatible and interchangeable with similar devices made by other vendors. The information in this data sheet is believed to be reliable and accurate. The specifications and information herein are subject to change without notice. New products and improvements in products and product characterization are constantly in process. Therefore, the factory should be consulted for the most recent information and for any special characteristics not described or specified.

Copyright Pan Jit International Inc. 2003

All rights reserved. Reproduction in whole or in part is prohibited without the prior written consent of the copyright owner.

The information presented in this document does not form part of any quotation or contract. The information presented is believed to be accurate and reliable, and may change without notice in advance. No liability will be accepted by the publisher for any consequence of use. Publication thereof does not convey nor imply any license under patent or other industrial or intellectual property rights.