

MVX Series

5x7 mm, 3.0/3.3/5.0 Volt, Clipped Sinewave TCVCXO

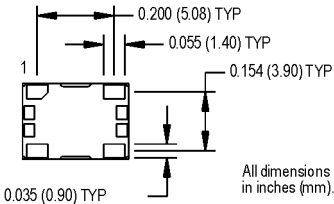
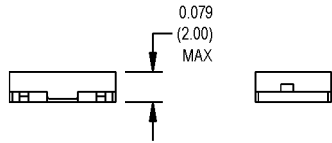
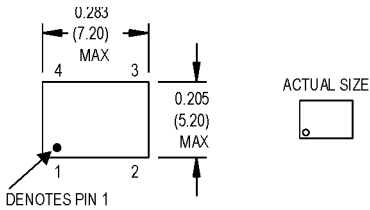


Features:

- Miniature Size
- Tight Stability: ± 2.5 ppm, -30°C to $+75^{\circ}\text{C}$
- 3.0V, 3.3V, and 5.0V Options
- Good Phase Noise Performance
- Low Power
- Voltage Tuned

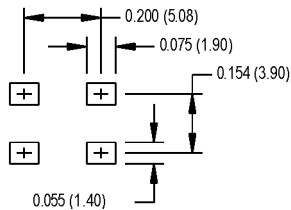
Applications

- PLL Reference Oscillator
- Cellular/PCS Systems
- Mobile/Portable Communications Equipment



All dimensions in inches (mm).

SUGGESTED SOLDER PAD LAYOUT



Pin Connections

PIN	FUNCTION
1	Control Voltage
2	Ground
3	Output
4	+Vcc

MODEL NO.	OPERATING VOLTAGE
MVXA	5.0 VDC $\pm 5\%$
MVXB	3.3 VDC $\pm 5\%$
MVXC	3.0 VDC $\pm 5\%$

Electrical Specifications

PARAMETERS	VALUE
Standard Frequencies (MHz)	12.600, 12.800, 13.000, 14.400, 14.850, 19.200, 19.680, 19.800
Stability	± 2.5 ppm
Stability with $\pm 5\%$ Vcc Change	± 0.1 ppm
Aging	± 1 ppm/yr. Max.
Operating Temperature	-30°C to $+75^{\circ}\text{C}$
Storage Temperature	-40°C to $+85^{\circ}\text{C}$
Supply Voltage	$+3.0$ V $\pm 5\%$
Supply Current (No Load)	2 mA Max.
Output (Clipped Sinewave)	0.8 V p-p Min.
Output Load ¹	10K Ω 10 pF
Control Range	± 5 to ± 15 ppm Min.
Control Voltage	1.5 V ± 1 V

¹ See load circuit diagram #7