

**Double-Balanced Mixer,  
10 - 1500 MHz**

**MD-/MDS-149  
V4**

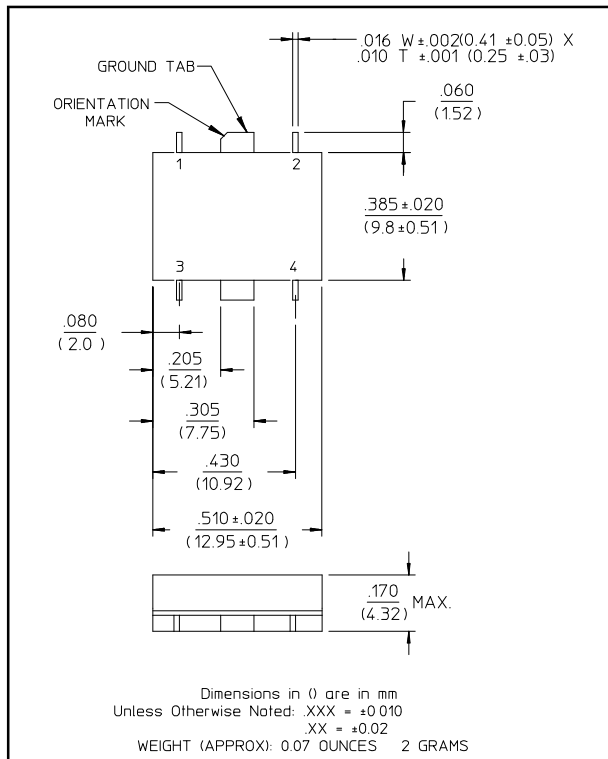
**Features**

- Over Two-Decade Frequency Range
- Conversion Loss: 6 dB Typical Midband
- LO-RF Isolation: 40 dB Typical Midband
- Fully Hermetic Package
- Impedance: 50 Ohms Nominal
- Maximum Input Power: 300 mW Max, Derated to 85°C @ 3.2 mW/°C
- IF Port Current: 50 mA Max.
- MIL-STD-883 Screening Available

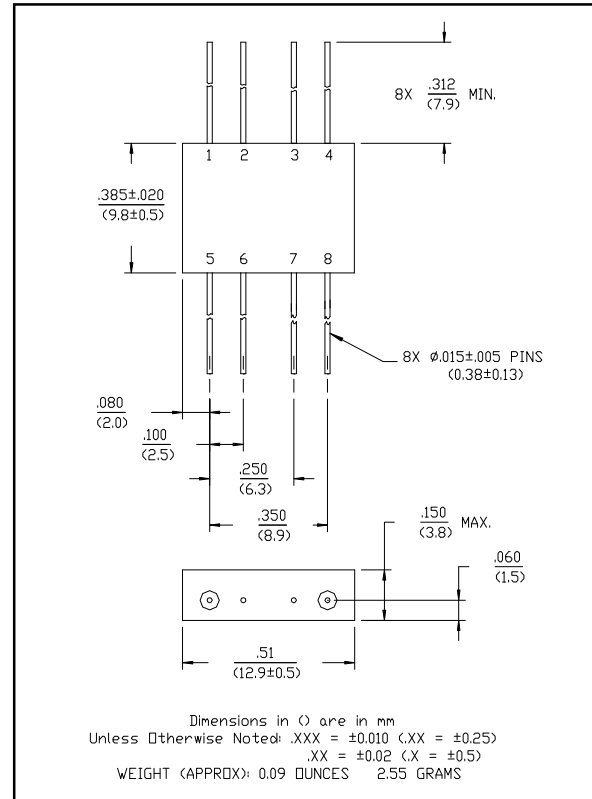
**Description**

Transformers convert the LO and RF paths to balanced lines connecting to a medium barrier, Schottky diode ring quad. These transformers help provide excellent isolation between ports. Conversion loss is low. The direct connection of the IF port to the diode quad allows these mixers to be used as phase detectors and bi-phase modulators.

**SF-1 (MDS-149)**



**FP-2 (MD-149)**



**Pin Configuration (MD-149)**

Pin No.	Function	Pin No.	Function
1	GND	5	LO
2	GND	6	GND
3	GND	7	GND
4	IF	8	RF

**Pin Configuration (MDS-149)**

Pin No.	Function	Pin No.	Function
1	GND	3	LO
2	IF	4	RF

**Double-Balanced Mixer,  
10 - 1500 MHz**

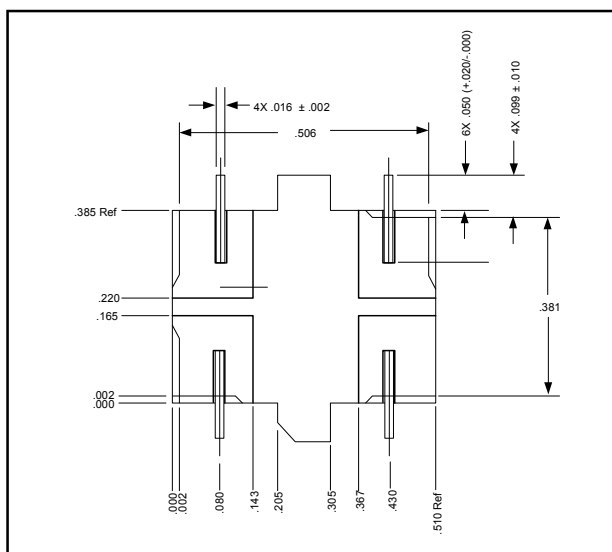
**MD-/MDS-149  
V4**

**Electrical Specifications<sup>1</sup>: T<sub>A</sub> = -55°C to +85°C**

Parameter	Test Conditions	Frequency	Units	Min	Typ	Max
Frequency Range	RF, LO Ports IF Port	10 - 1500 DC - 1500	MHz MHz	—	—	—
Conversion Loss		10 - 1000 MHz 1000 - 1500 MHz	dB dB	— —	— —	7.5 10
Isolation	LO to RF	10 - 100 MHz	dB	35	—	—
		100 - 1000 MHz	dB	30	—	—
		1000 - 1500 MHz	dB	20	—	—
	LO to IF	10 - 100 MHz	dB	35	—	—
		100 - 1000 MHz	dB	20	—	—
		1000 - 1500 MHz	dB	12	—	—
RF to IF	10 - 100 MHz	dB	30	—	—	
	100 - 1000 MHz	dB	18	—	—	
	1000 - 1500 MHz	dB	8	—	—	
DC Polarity	Negative	—	—	—	—	—
DC Offset	—	—	mV	—	≤4	—
RF Input	1 dB Compression 1 dB Desensitization	—	dBm	—	0	—
		—	dBm	—	-2.0	—
SSB Noise Figure	Within 1 dB of Conversion Loss Max	—	—	—	—	—
Typical Two-Tone IM Ratio	with a -10 dBm input, each input, 25 MHz and 35 MHz IF	100-500 MHz	dB	—	48	—
		500-1000 MHz	dB	—	43	—
		1000-1500 MHz	dB	—	35	—

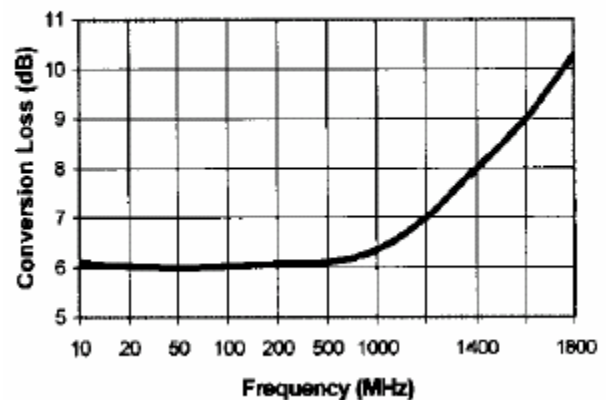
1. All specifications apply when operated at +7 dBm available LO power with 50 ohm source and load impedance.

**Bottom View of SF-1**



**Typical Performance Curves**

**Conversion Loss (IF = 5 MHz,  
RF = -5 dBm, LO = +7 dBm)**

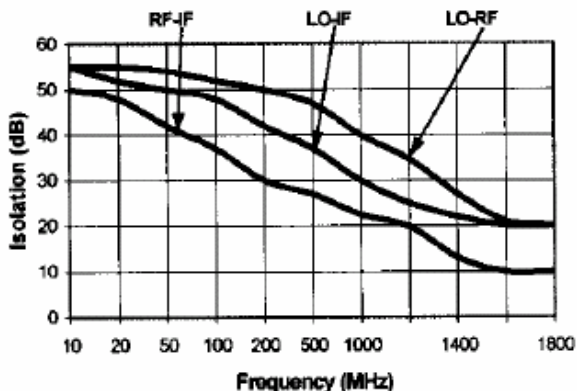


**Double-Balanced Mixer,  
10 - 1500 MHz**

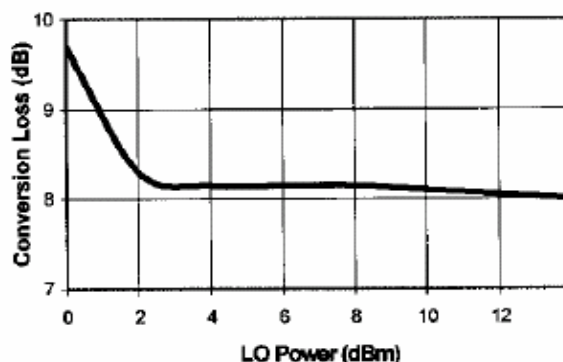
**MD-/MDS-149  
V4**

**Typical Performance Curves**

**Isolation**



**Conversion Loss vs. LO Power (RF = 1450 MHz, -10 dBm, LO = 1500 MHz)**



**Ordering Information**

Part Number	Package
MD-149 PIN	FP-2
MDS-149 PIN	SF-1