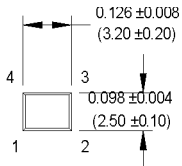


M2532 Series

2.5 x 3.2 mm, 3.3 Volt, HCMOS, Clock Oscillator



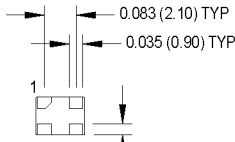
- 3.3 Volt Operation
- Standby or Tristate Option
- High density boards, low power circuits, portable test sets



ACTUAL SIZE

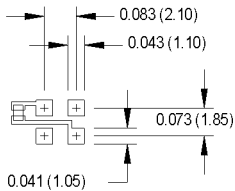
All dimensions in inches (mm).

0.043 (1.10) MAX



0.030 (0.75) TYP

SUGGESTED SOLDER PAD LAYOUT



Ordering Information

	M2532	1	3	T	C	N	00.0000	MHz	
Product Series									
Temperature Range	1: 0°C to +70°C		2: -40°C to +85°C		6: -20°C to +70°C				
Stability	3: ±100 ppm		4: ±50 ppm		5: ±35 ppm			6: ±25 ppm	
Output Type	F: Fixed		T: Tristate		Q: Standby Function				
Symmetry/Logic Compatibility	G: 40/60 HCMOS		C: 45/55 HCMOS		N: Leadless				
Package/Lead Configurations									
Frequency (customer specified)									

PIN	FUNCTION
1	N/C, Tri-state or Standby
2	Ground
3	Output
4	+Vdd

	PARAMETER	Symbol	Min.	Typ.	Max.	Units	Condition	
Electrical Specifications	Frequency Range	F	1.0		66.0	MHz	See Note 1	
	Frequency Stability	$\Delta F/F$	(See Ordering Information)					
	Operating Temperature	T _A	(See Ordering Information)					
	Storage Temperature	T _s	-55		+125	°C		
	Input Voltage	V _{dd}		3.3		V	± 5%	
	Input Current	I _{dd}	12		20	mA	Frequency Dependent	
	Standby Current				50	µA	Standby Mode	
	Symmetry (Duty Cycle)		(See Ordering Information)					Ref. ½ V _{dd}
	Load				15	pF		
	Rise/Fall Time	T _r /T _f	6		10	ns	10% and 90% frequency dependent	
	Logic "1" Level	V _{oh}	90% V _{dd}			V	HCMOS Load	
	Logic "0" Level	V _{ol}			10% V _{dd}	V	HCMOS Load	
	Random Jitter			4	10	ps RMS	1 Sigma	
	Standby/Tristate Function		Input Logic "1" or floating; output active Input Logic "0"; output to high-Z					
Environmental	Mechanical Shock	Per MIL-STD-202, Method 213, Condition C						
	Vibration	Per MIL-STD-202, Method 201 & 204						
	Reflow Solder Conditions	See "Figure 2"						
	Hermeticity	Per MIL-STD-202, Method 112 (1 x 10 ⁻³ atm.cc/s of helium)						
	Solderability	Per EIAJ-STD-002						

MtronPTI reserves the right to make changes to the product(s) and service(s) described herein without notice. No liability is assumed as a result of their use or application.

Please see www.mtronpti.com for our complete offering and detailed datasheets. Contact us for your application specific requirements: MtronPTI 1-800-762-8800.