

# Cree® SMD LED

## Model # LP6-PPP1-01-N1

### Data Sheet

120-degree, 6.0 x 5.0-mm, SMT LED in full color with water-transparent lens

#### Applications

- Indoor and Outdoor Displays
- Backlighting
- Camera Flash
- RGB Full-Color Displays

#### Absolute Maximum Ratings ( $T_A = 25^\circ\text{C}$ )

Items	Symbol	Absolute Maximum Rating			Unit
		R	G	B	
Forward Current <sup>Note 1</sup>	$I_F$	80	80	80	mA
Peak Forward Current <sup>Note 2</sup>	$I_{FP}$	200	100	100	mA
Reverse Voltage	$V_R$	5	5	5	V
Power Dissipation	$P_D$	240	410	410	mW
Operation Temperature	$T_{opr}$	-40 ~ +100			$^\circ\text{C}$
Storage Temperature	$T_{stg}$	-40 ~ +100			$^\circ\text{C}$
Junction Temperature	$T_J$	+110	110	110	$^\circ\text{C}$
Junction/ambient 1 chip on <sup>Note 3</sup>	$R_{THJA}$	250	210	210	$^\circ\text{C}/\text{W}$
Junction/ambient 3 chips on <sup>Note 3</sup>	$R_{THJA}$	500	300	300	$^\circ\text{C}/\text{W}$
Junction/solder point 1 chip on	$R_{THJS}$	150	130	130	$^\circ\text{C}/\text{W}$
Junction/solder point 3 chips on	$R_{THJS}$	150	160	160	$^\circ\text{C}/\text{W}$

#### Notes:

1. Single-color light.
2. Pulse width  $\leq 0.1$  msec, duty  $\leq 1/10$ .
3.  $R_{TH}$  test condition: mounted on PC Board FR 4 (pad size  $\geq 40$  mm<sup>2</sup>)

#### Typical Electrical & Optical Characteristics ( $T_A = 25^\circ\text{C}$ )

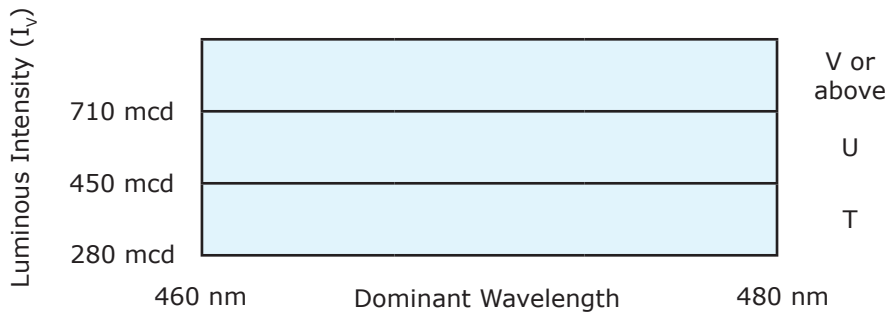
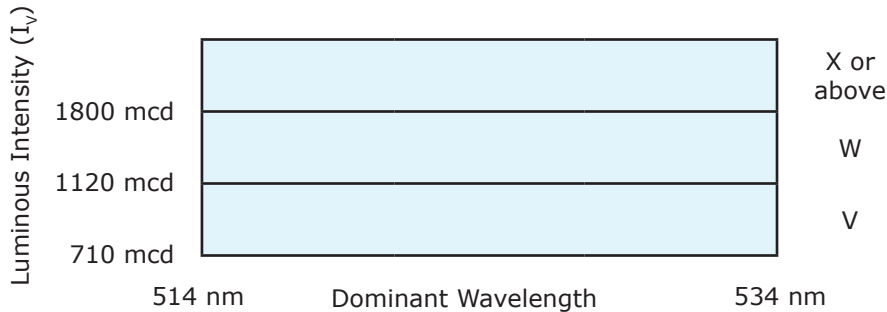
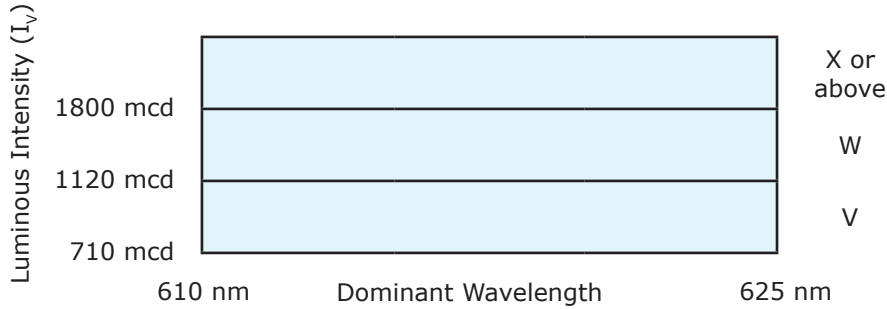
Characteristics	Condition	Symbol	Values			Unit
			R	G	B	
Wavelength at peak emission	$I_F = 50$ mA	$\lambda_{PEAK}$	620	521	468	nm
Dominant Wavelength	$I_F = 50$ mA	$\lambda_{DOM}$	610~625	514~534	460~480	nm
Spectral bandwidth at 50% $I_{REL}$ max	$I_F = 50$ mA	$\Delta \lambda$	24	38	28	nm
Viewing Angle at 50% $I_V$	$I_F = 50$ mA	$2\theta_{1/2}$	120	120	120	deg
Forward Voltage	$I_F = 50$ mA	$V_{F(avg)}$	2.0	4.0	4.0	V
		$V_{F(max)}$	2.5	5.1	5.1	V
Luminous Intensity	$I_F = 50$ mA	$I_{V(min)}$	710	710	280	mcd
		$I_{V(avg)}$	1000	900	390	mcd
Reverse Current (max)	$V_R = 5$ V	$I_R$	10	10	10	$\mu\text{A}$

**Standard Bins for LP6-PPP1-01-N1 ( $I_F = 50 \text{ mA}$ )**

Lamps are sorted to luminous intensity ( $I_v$ ) and dominant wavelength ( $\lambda_D$ ) bins shown.

Orders for LP6-PPP1-01-N1 may be filled with any or all bins contained as below.

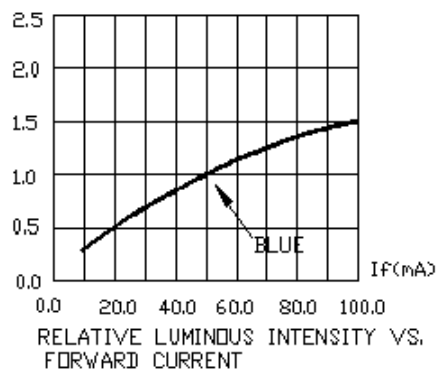
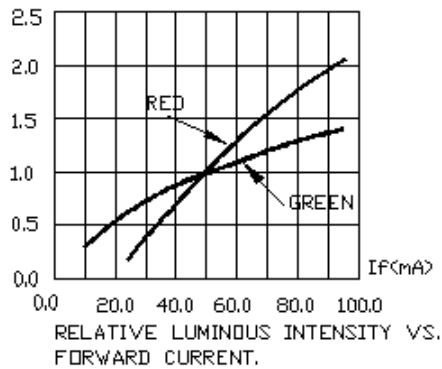
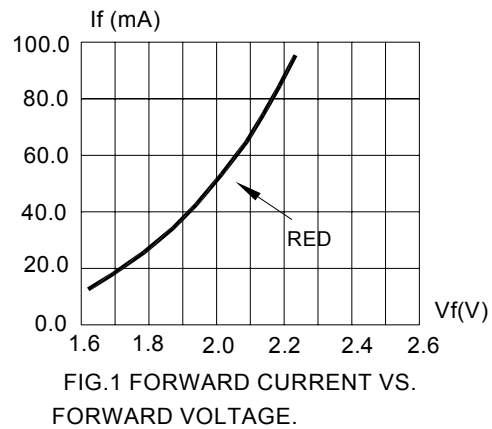
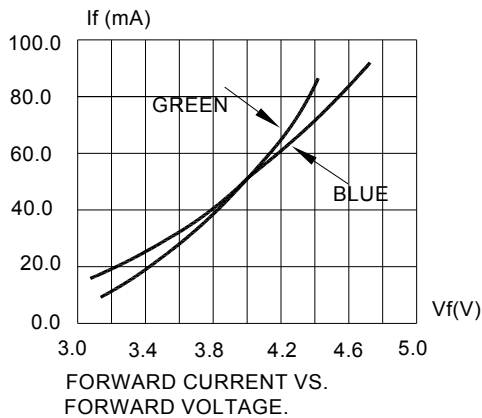
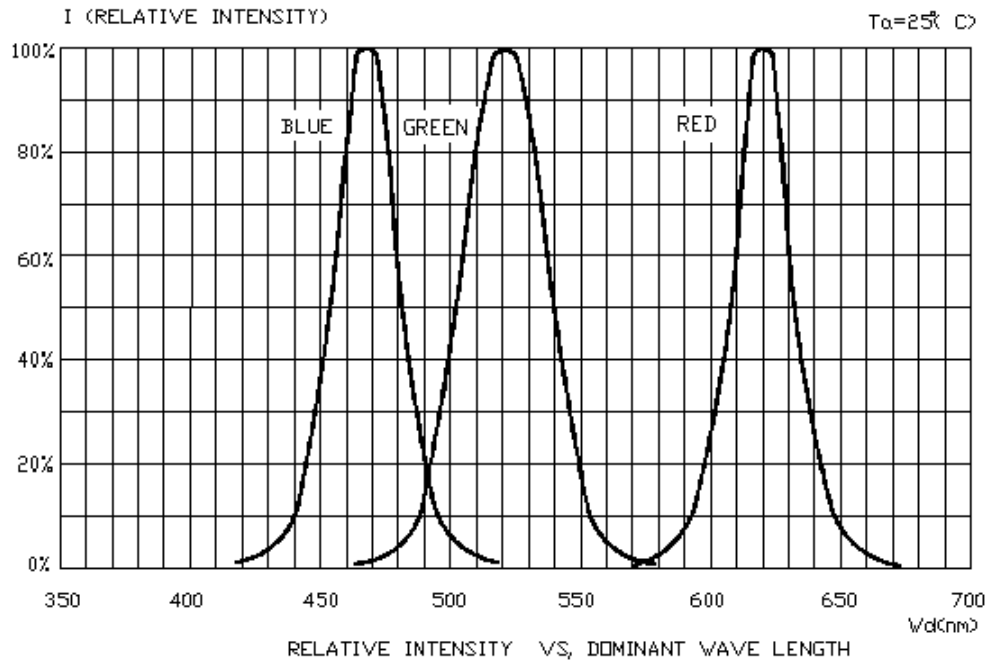
All luminous intensity ( $I_v$ ) and dominant wavelength ( $\lambda_D$ ) values shown and specified are at  $I_F = 50 \text{ mA}$ .



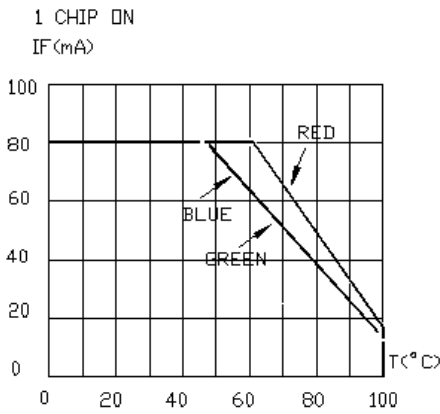
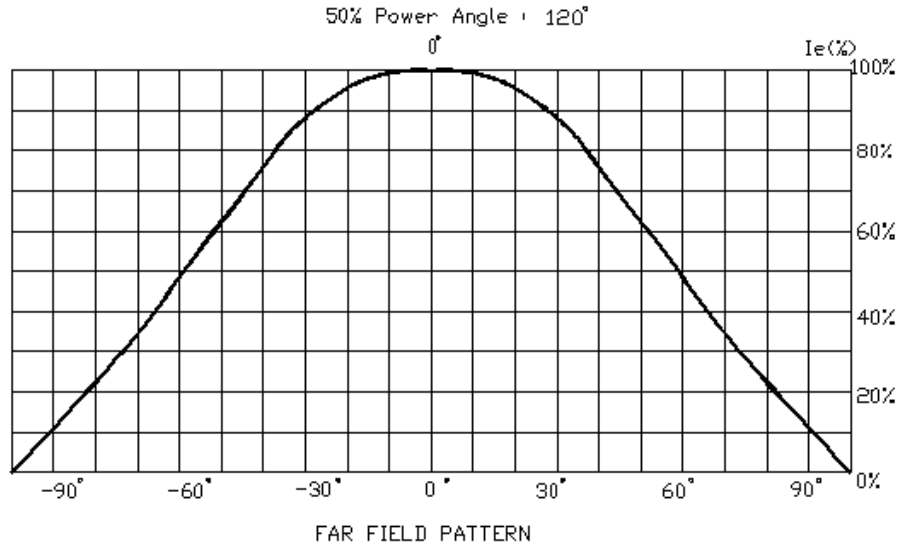
**Important Notes:**

1. All ranks will be included per delivery; rank ratio will be based on the dice distribution.
2. Tolerance of measurement of luminous intensity is  $\pm 10\%$ .
3. Tolerance of measurement of dominant wavelength is  $\pm 1 \text{ nm}$ .
4. Tolerance of measurement of  $V_F$  is  $\pm 0.05 \text{ V}$ .
5. Packaging methods are available for selection; please refer to the "Cree LED Lamp Packaging Standard" document.
6. Please refer to the "Cree LED Lamp Reliability Test Standards" document for reliability test conditions.
7. Please refer to the "Cree LED Lamp Soldering & Handling" document for information about how to use this LED product safely.

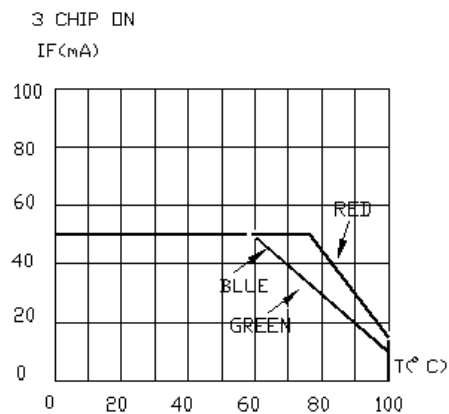
**Graphs**



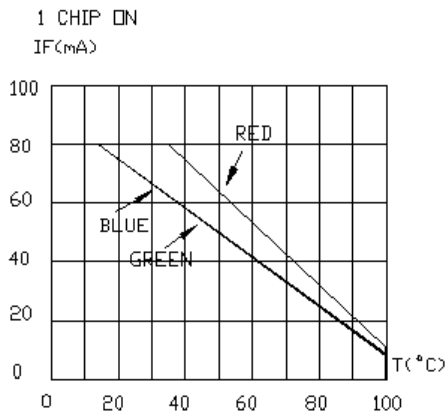
**Graphs**



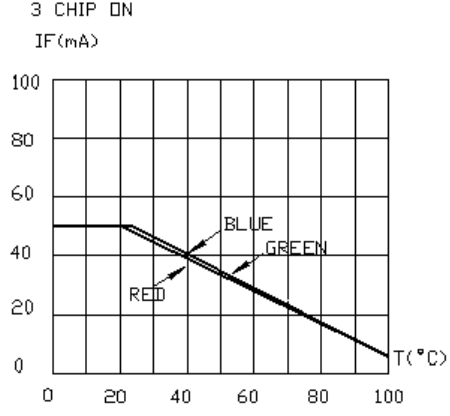
MAXIMUM FORWARD DC CURRENT  
VS. SOLDER POINT TEMPERATURE.



MAXIMUM FORWARD DC CURRENT  
VS. SOLDER POINT TEMPERATURE.

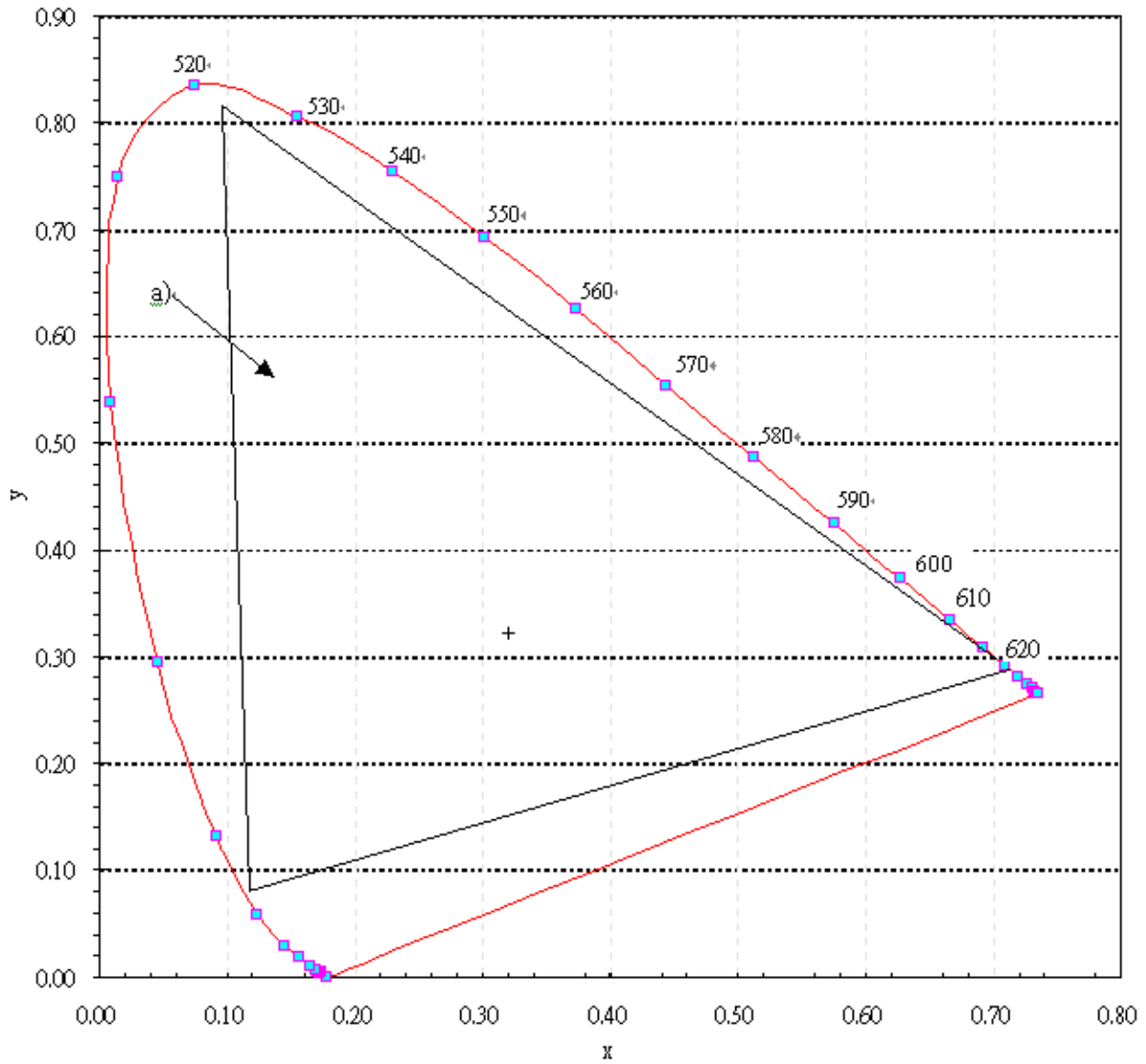


MAXIMUM FORWARD DC CURRENT  
VS. AMBIENT TEMPERATURE.



MAXIMUM FORWARD DC CURRENT  
VS. AMBIENT TEMPERATURE.

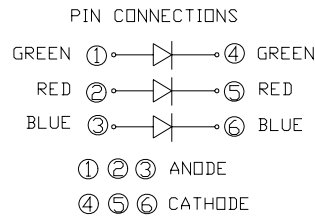
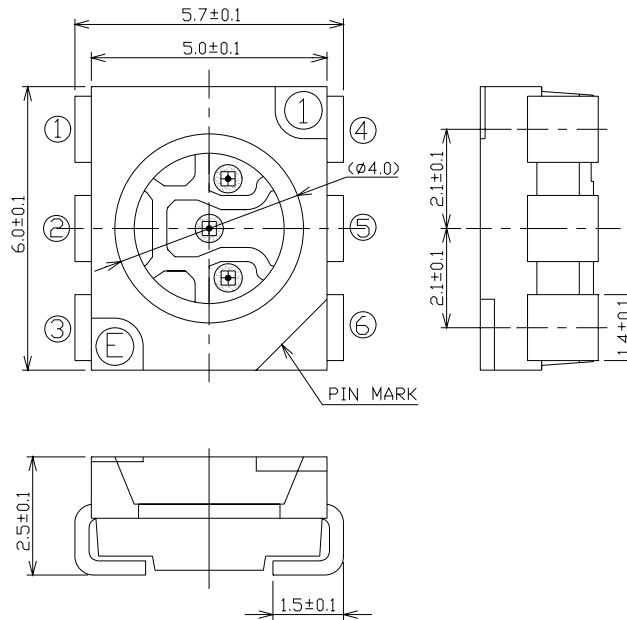
**CIE Graph**



The color coordinates of the mixed light can be expected within the area of the color triangle marked "a)". The achromatic point (x=0.33, y=0.33) is marked "+".

## Mechanical Dimensions

All dimensions are in mm.



Unit: mm

## Notes

### RoHS Compliance

The levels of environmentally sensitive, persistent biologically toxic (PBT), persistent organic pollutants (POP), or otherwise restricted materials in this product are below the maximum concentration values (also referred to as the threshold limits) permitted for such substances, or are used in an exempted application, in accordance with EU Directive 2002/95/EC on the restriction of the use of certain hazardous substances in electrical and electronic equipment (RoHS), as amended through April 21, 2006.

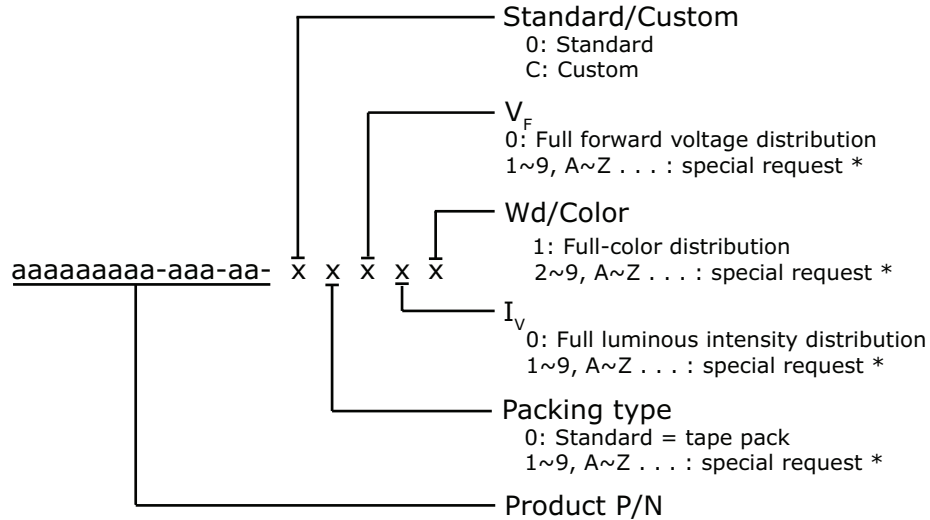
### Vision Advisory Claim

Users should be cautioned not to stare at the light of this LED product. The bright light can damage the eye.

## Kit Number System

Cree LED lamps are tested and sorted into performance bins. A bin is specified by ranges of color, forward voltage, and brightness. Sorted LEDs are packaged for shipping in various convenient options. Please refer to the "Cree LED Lamp Packaging Standard" document for more information about shipping and packaging options.

Cree LEDs are sold by order codes in combinations of bins called kits. Order codes are configured in the following manner:



\* Contact your Cree sales representative for ordering information.

## Standard Available Kits\*

Kit Number	Description
LP6-PPP1-01-N1-00001	SMD 120 Full Color, FULL RANK, Tape & Reel

\* Please contact your Cree representative about the availability of non-standard kits.