

Small-Signal Switching Diode

LL4148-G

Reverse Voltage: 100V
Forward Current: 150 mA



Features

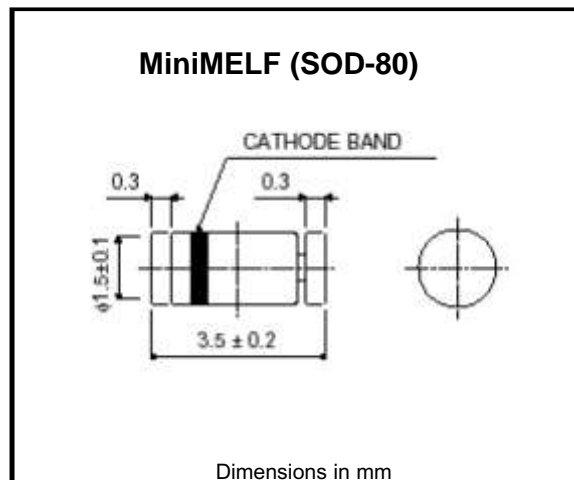
Silicon Epitaxial Planar Diode

Fast switching diode in MiniMELF case especially suited for automatic insertion.

This diode is also available in other case styles including the standard 0603 case with the type designation CDSU4148, the standard 0805 case with the type designation CDSS4148 and the standard 1206 case with the type designation CDSN4148

Mechanical Data

Case: MiniMELF Glass Case (SOD-80)
Weight: approx. 0.05g
Cathode Band Color: Black



Maximum Ratings and Thermal Characteristics (TA = 25°C unless otherwise noted)

Parameter	Symbol	Limit	Unit
Reverse Voltage	V_R	75	V
Peak Reverse Voltage	V_{RM}	100	V
Forward DC Current at Tamb = 25°C ⁽¹⁾	I_F	200	mA
Average Rectified Current: Half Wave Rectification with Resistive Load at Tamb = 25°C f = 50 Hz ⁽¹⁾	$I_{F(AV)}$	150	mA
Surge Forward Current at t < 1s and Tj = 25°C	I_{FSM}	500	mA
Power Dissipation at Tamb = 25°C ⁽¹⁾	P_{tot}	500	mW
Thermal Resistance Junction to Ambient Air ⁽²⁾	$R_{\theta JA}$	350	°C/W
Thermal Resistance Junction to tie-point	R_{qJtp}	300	°C/W
Junction Temperature	T_j	175	°C
Storage Temperature	T_s	-65 to +175	°C

Electrical Characteristics (Tj = 25°C unless otherwise noted)

Parameter	Symbol	Test Condition	Min	Typ	Max	Unit
Forward Voltage	V_F	$I_F = 10\text{mA}$	—	—	1	V
Leakage Current	I_R	$V_R = 20\text{V}$	—	—	25	nA
		$V_R = 75\text{V}$	—	—	5	μA
		$V_R = 20\text{V}, T_J = 150^\circ\text{C}$	—	—	50	μA
Capacitance	C_{tot}	$V_F = V_R = 0$	—	—	4	pF
Voltage Rise when Switching ON (tested with 50 mA Forward Pulses)	V_{fr}	$t_p = 0.1\mu\text{s}$, Rise time < 30ns fp = 5 to 100kHz	—	—	2.5	V
Reverse Recovery Time	t_{rr}	$I_F = 10\text{mA}, I_R = 1\text{mA}, V_R = 6\text{V}, R_L = 100\Omega$	—	—	4	ns
Rectification Efficiency (See third page)	η_V	$f = 100\text{MHz}, V_{RF} = 2\text{V}$	0.45	—	—	—

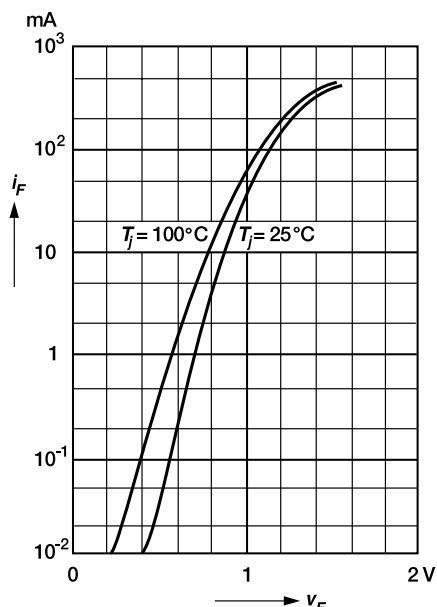
Notes: (1) Valid provided that electrodes are kept at ambient temperature

(2) Device mounted on FR4 printed-circuit board

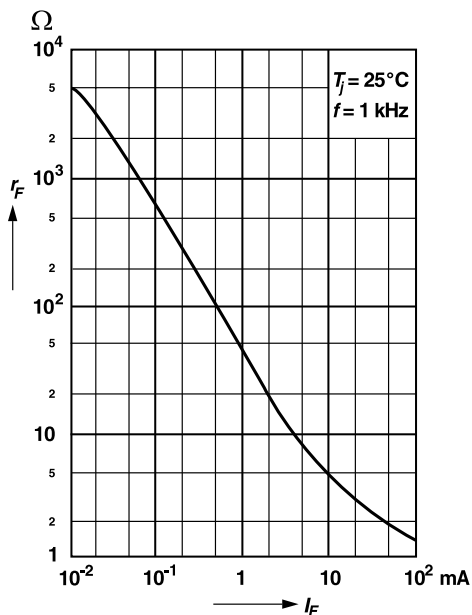
Small-Signal Switching Diode

Ratings and Characteristic Curves (TA = 25°C unless otherwise noted)

Forward characteristics

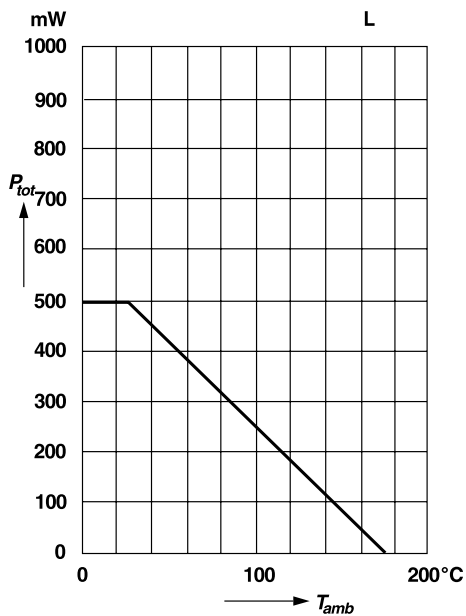


Dynamic forward resistance versus forward current

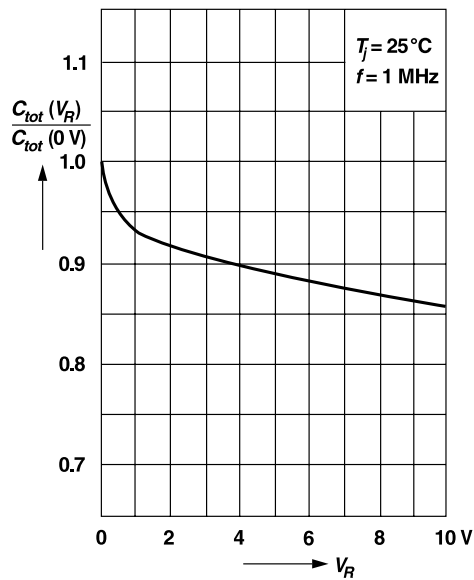


Admissible power dissipation versus ambient temperature

Valid provided that electrodes are kept at ambient temperature

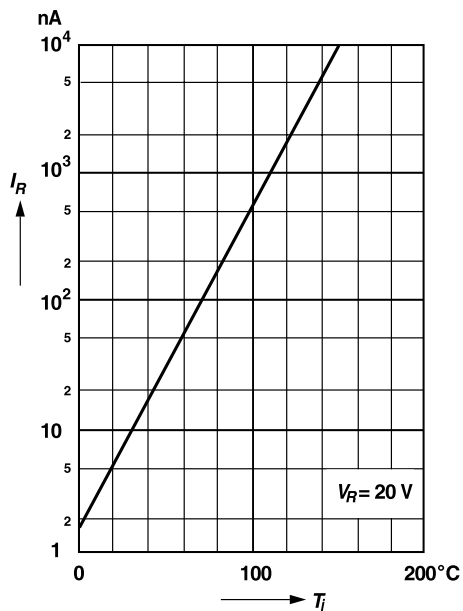


Relative capacitance versus reverse voltage

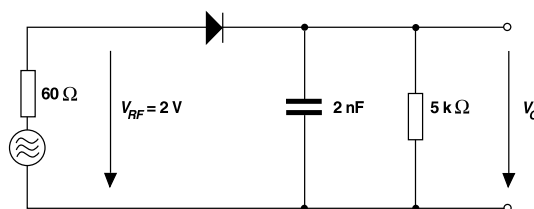


Ratings and Characteristic Curves (TA = 25°C unless otherwise noted)

Leakage current versus junction temperature



Rectification Efficiency Measurement Circuit



Admissible repetitive peak forward current versus pulse duration

Valid provided that electrodes are kept at ambient temperature

