

L1384QMP/YD

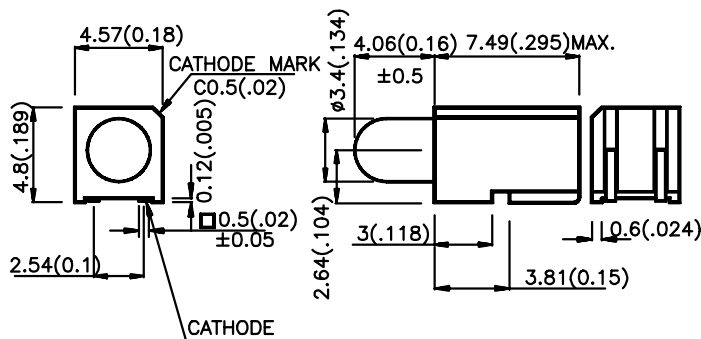
Features

- PRE-TRIMMED LEADS FOR PC MOUNTING.
- CAN BE ASSEMBLED WITH EACH OTHER.
- I.C. COMPATIBLE.
- BLACK CASE ENHANCES CONTRAST RATIO.
- WIDE VIEWING ANGLE.
- HIGH RELIABILITY LIFE MEASURED IN YEARS.
- HOUSING MATERIAL: PPA
- PACKAGE : 1000PCS / REEL.

Description

The Yellow source color devices are made with Gallium Arsenide Phosphide on Gallium Phosphide Yellow Light Emitting Diode.

Package Dimensions



Notes:

1. All dimensions are in millimeters (inches).
2. Tolerance is ± 0.25 (0.01") unless otherwise noted.
3. Lead spacing is measured where the lead emerge package.
4. Specifications are subject to change without notice.

Selection Guide

Part No.	Dice	Case-Color	Iv (mcd) @ 10 mA		Viewing Angle
			Min.	Typ.	2θ1/2
L1384QMP/YD	YELLOW (GaAsP/GaP)	YELLOW DIFFUSED	8	15	60°

Note:

1. θ1/2 is the angle from optical centerline where the luminous intensity is 1/2 the optical centerline value.

Electrical / Optical Characteristics at T_A=25°C

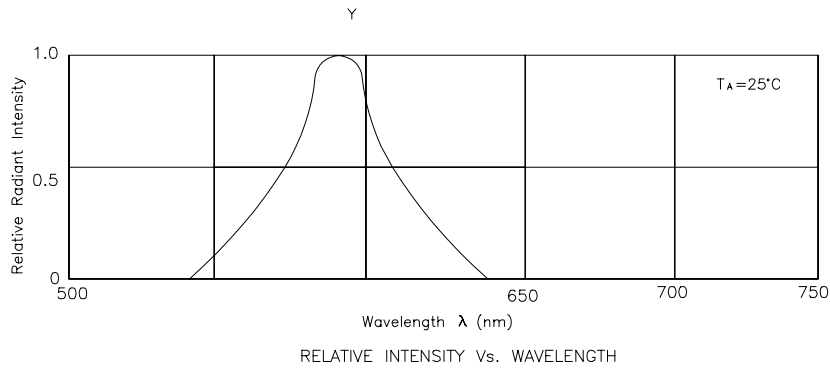
Symbol	Parameter	Device	Typ.	Max.	Units	Test Conditions
λ _{peak}	Peak Wavelength	Yellow	590		nm	IF=20mA
λ _D	Dominate Wavelength	Yellow	588		nm	IF=20mA
Δλ _{1/2}	Spectral Line Halfwidth	Yellow	35		nm	IF=20mA
C	Capacitance	Yellow	20		pF	VF=0V;f=1MHz
V _F	Forward Voltage	Yellow	2.1	2.5	V	IF=20mA
I _R	Reverse Current	All		10	uA	VR = 5V

Absolute Maximum Ratings at T_A=25°C

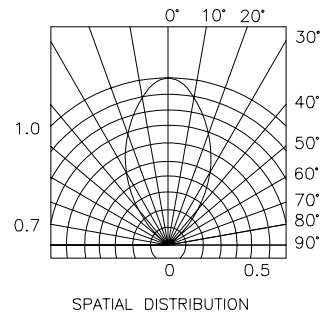
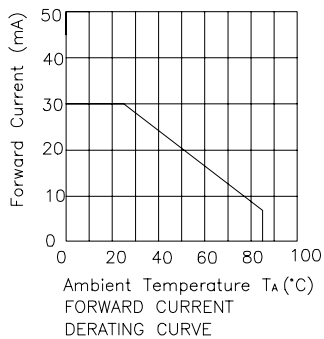
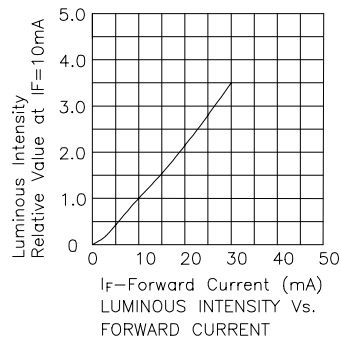
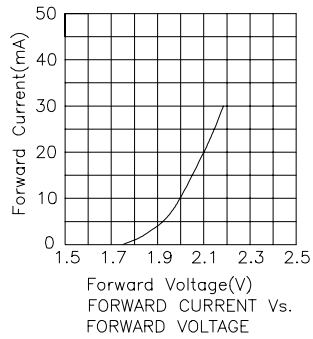
Parameter	Yellow	Units
Power dissipation	105	mW
DC Forward Current	30	mA
Peak Forward Current [1]	140	mA
Reverse Voltage	5	V
Operating/Storage Temperature	-40°C To +85°C	

Note:

1. 1/10 Duty Cycle, 0.1ms Pulse Width.

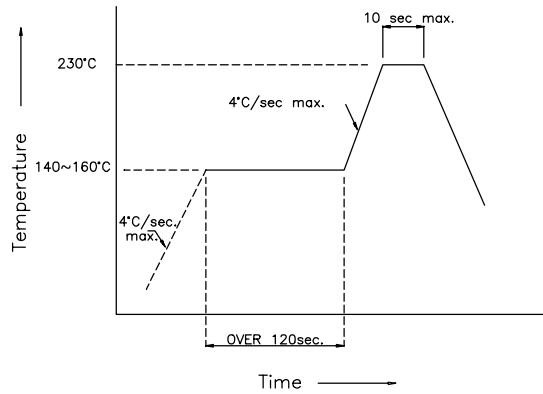


Yellow L1384QMP/YD

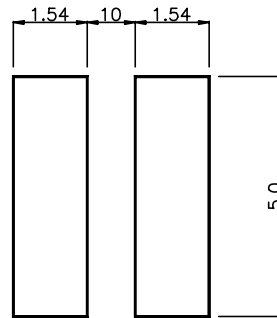


L1384QMP/YD SMT Reflow Soldering Instructions

Number of reflow process shall be less than 2 times and cooling process to normal temperature is required between first and second soldering process."



Recommended Soldering Pattern



Tape Specifications

