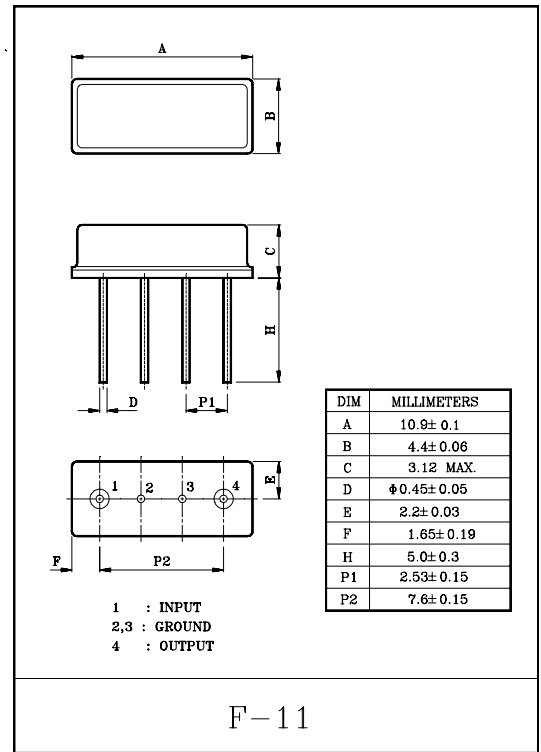


Band pass filters for the receiving RF circuits of transceiver

- High stability and reliability with good performance and no adjustment.
- Wide and sharp pass band characteristics.
- Low insertion loss and deep stop band attenuation for interference.
- SMD Package Type : (SC-45)KF448S, (SC-44)KF448V.

### MAXIMUM RATINGS (T<sub>a</sub>=25°C)

ITEM	SYMBOL	RATING	UNIT
Input Signal Level	IS <sub>max</sub>	0	dBm
DC Permissive Voltage	V <sub>DC</sub>	+10	V
Operating Temperature Range	T <sub>opr</sub>	-10~+50	°C
Storage Temperature Range	T <sub>stg</sub>	-30~+85	°C



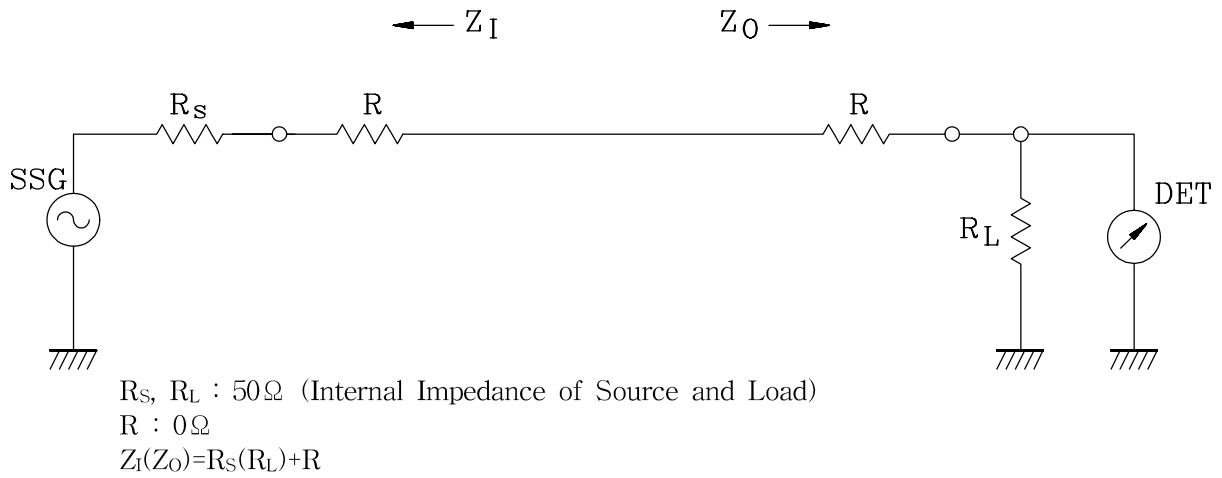
### ELECTRICAL CHARACTERISTICS (Temperature 20±2°C, Humidity 65±5%)

ITEMS	SYMBOL	TEST CONDITION	MIN.	TYP.	MAX.	UNIT
Nominal Center Frequency	f <sub>0</sub>	-	-	448	-	MHz
Bandwidth	BW <sub>3dB</sub>	-	f <sub>0</sub> ±5	-	-	MHz
Insertion Loss	IL <sub>PASS</sub>	f <sub>0</sub> ±5MHz	-	-	4.0	dB
Ripple Level	A <sub>RIP</sub>	f <sub>0</sub> ±5MHz	-	-	2.0	dB
Rejection Level	IL <sub>STOP</sub>	f <sub>0</sub> -47.8~f <sub>0</sub> -37.8MHz	55	-	-	dB
		f <sub>0</sub> +37.8~f <sub>0</sub> +47.8MHz	45	-	-	dB
Input/Output Impedance	Z <sub>i</sub> (Z <sub>o</sub> )	-	-	50Ω//0pF	-	-

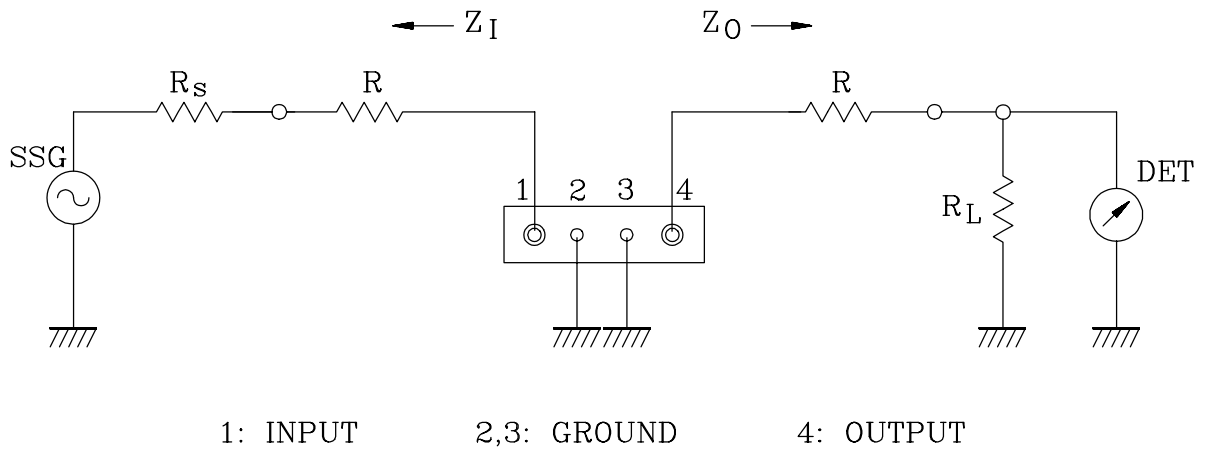
# KF448

## TEST CIRCUIT

### REFERENCE LEVEL TEST CIRCUIT



### MEASUREMENT CIRCUIT



$R_s, R_L : 50\Omega$  (Internal Impedance of Source and Load)  
 $R : 0\Omega$   
 $Z_I(Z_O)=R_s(R_L)+R$

# KF448

