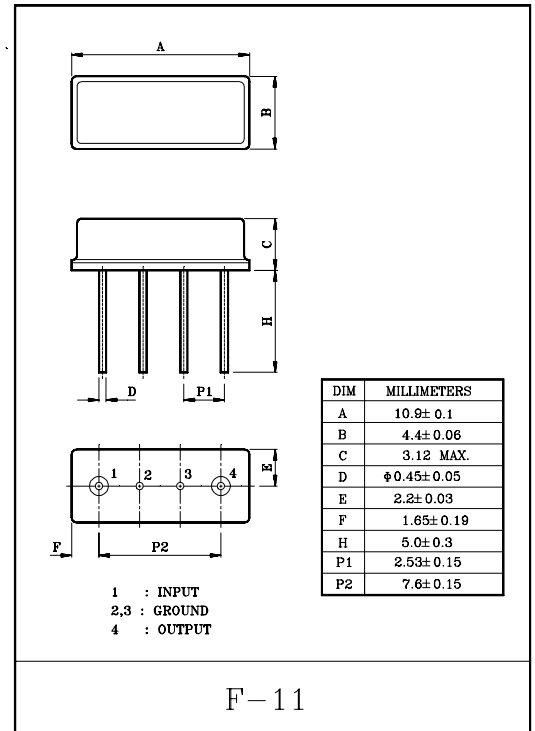


Band pass filters for the receiving RF circuits of pager

- High stability and reliability with good performance and no adjustment.
- Wide and sharp pass band characteristics.
- Low insertion loss and deep stop band attenuation for interference.
- Terminating Impedance : $150\Omega//0\text{pF}$.
- SMD Package Type : (SC-45)KF284S, (SC-44)KF284V.
- $50\Omega//0\text{pF}$ Terminating Impedance Type : KF284A.

MAXIMUM RATINGS ($T_a=25^\circ\text{C}$)

ITEM	SYMBOL	RATING	UNIT
Input Signal Level	IS_{\max}	0	dBm
DC Permissive Voltage	V_{DC}	+10	V
Operating Temperature Range	T_{opr}	-10~+50	$^\circ\text{C}$
Storage Temperature Range	T_{stg}	-30~+85	$^\circ\text{C}$

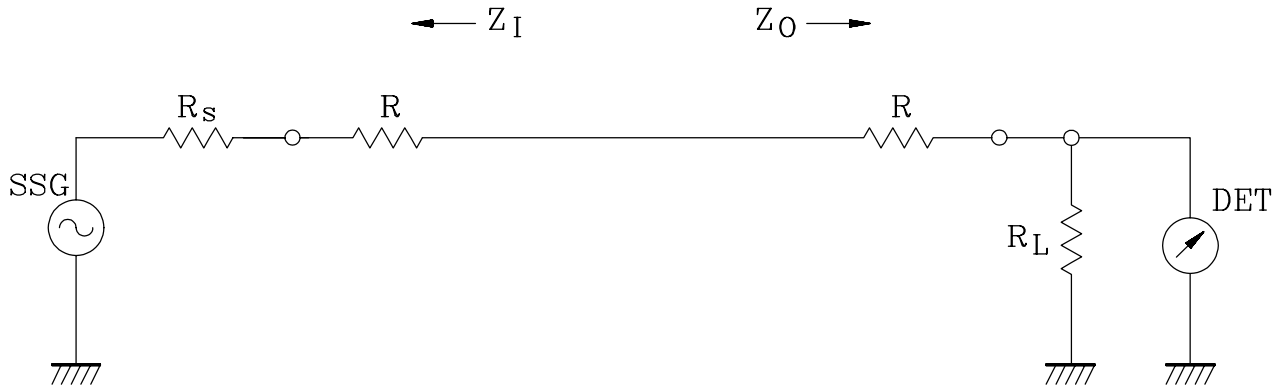


ELECTRICAL CHARACTERISTICS (Temperature $20 \pm 2^\circ\text{C}$, Humidity $65 \pm 5\%$)

ITEMS	SYMBOL	TEST CONDITION	MIN.	TYP.	MAX.	UNIT
Nominal Center Frequency	f_0	-	-	284	-	MHz
Bandwidth	BW_{3dB}	-	$f_0 \pm 3.1$	-	-	MHz
Insertion Loss	IL_{PASS}	$f_0 \pm 3.1\text{MHz}$	-	-	4.0	dB
Ripple Level	A_{RIP}	$f_0 \pm 3.1\text{MHz}$	-	-	2.0	dB
Rejection Level	IL_{STOP}	$f_0 - 100 \sim f_0 - 39.5\text{MHz}$	50	-	-	dB
		$f_0 + 39.5 \sim f_0 + 100\text{MHz}$	50	-	-	dB
Input/Output Impedance	$Z_i(Z_o)$	-	-	$150\Omega//0\text{pF}$	-	-

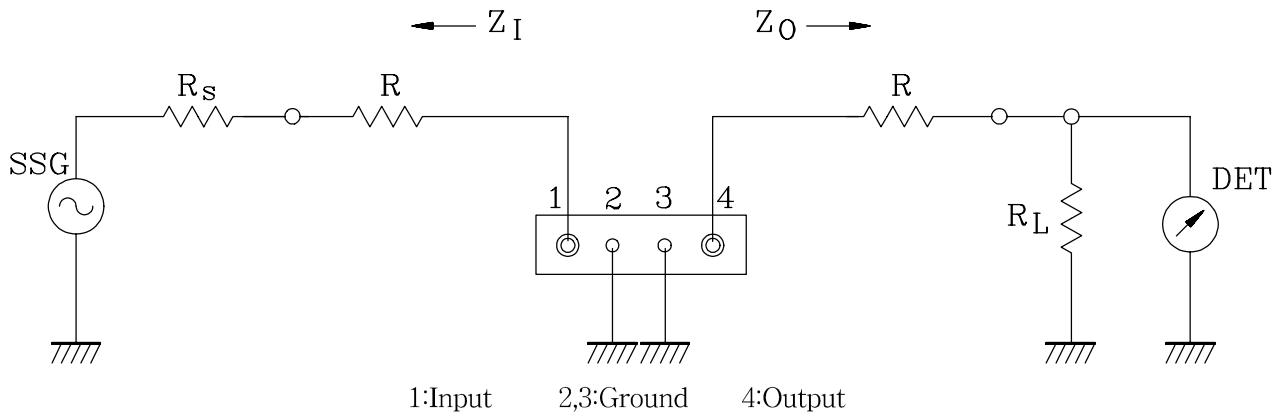
TEST CIRCUIT

REFERENCE LEVEL TEST CIRCUIT



$R_s, R_L : 50\Omega$ (Internal Impedance of Source and Load)
 $R : 100\Omega$
 $Z_I(Z_O) = R_s(R_L) + R$

MEASUREMENT CIRCUIT



$R_s, R_L : 50\Omega$ (Internal Impedance of Source and Load)
 $R : 100\Omega$
 $Z_I(Z_O) = R_s(R_L) + R$

KF284

ATT - f

