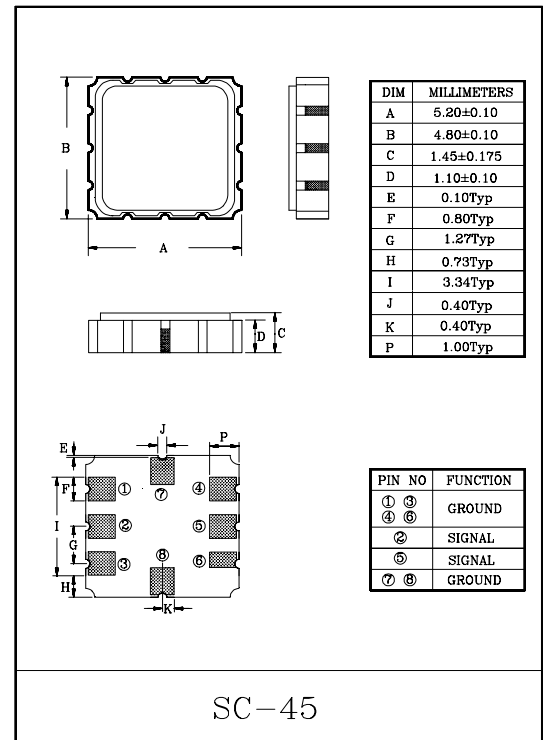


Band pass filters for the receiving RF circuits of pager

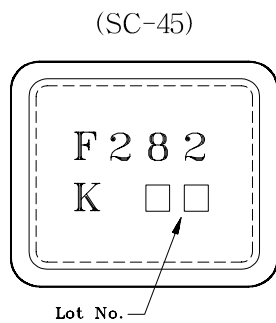
- High stability and reliability with good performance and no adjustment.
- Wide and sharp pass band characteristics.
- Low insertion loss and deep stop band attenuation for interference.
- DIP(F-11) Package Type : KF282.

MAXIMUM RATINGS (T_a=25°C)

ITEM	SYMBOL	RATING	UNIT
Input Signal Level	IS _{max}	0	dBm
DC Permissive Voltage	V _{DC}	+10	V
Operating Temperature Range	T _{opr}	-10~+60	°C
Storage Temperature Range	T _{stg}	-30~+85	°C



MARKING



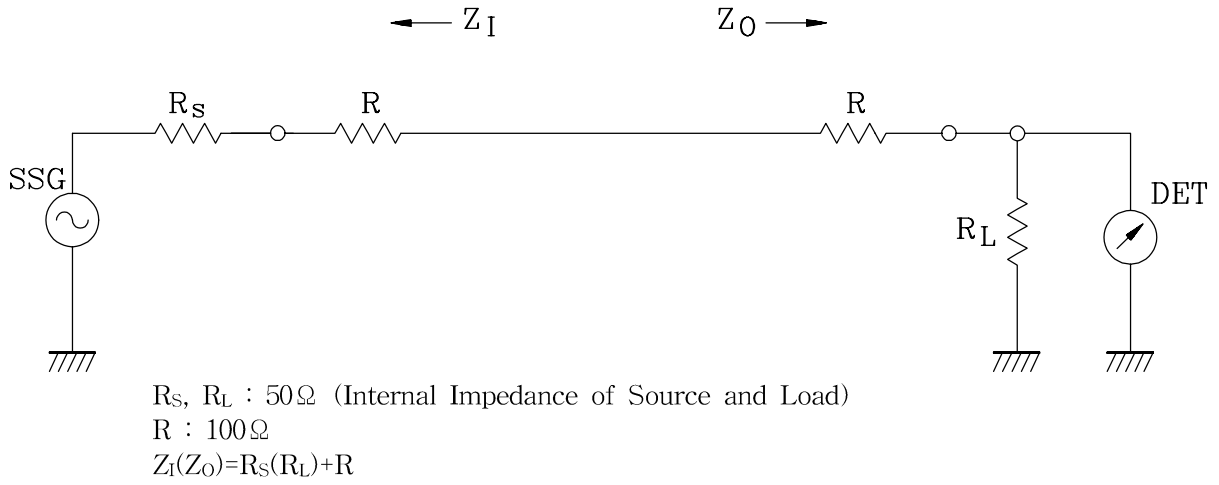
ELECTRICAL CHARACTERISTICS (Temperature 20±2°C, Humidity 65±5%)

ITEMS	SYMBOL	TEST CONDITION	MIN.	TYP.	MAX.	UNIT
Nominal Center Frequency	f ₀	-	-	282	-	MHz
Bandwidth	BW _{3dB}	-	f ₀ ±4.0	-	-	MHz
Insertion Loss	IL _{PASS}	f ₀ ±4.0MHz	-	-	4.0	dB
Ripple Level	A _{RIP}	f ₀ ±4.0MHz	-	-	2.0	dB
Rejection Level	IL _{STOP}	f ₀ -100~f ₀ -39.5MHz	50	-	-	dB
		f ₀ +39.5~f ₀ +100MHz	50	-	-	dB
Input/Output Impedance	Z _i (Z _o)	-	-	150Ω//0pF	-	-

KF282S

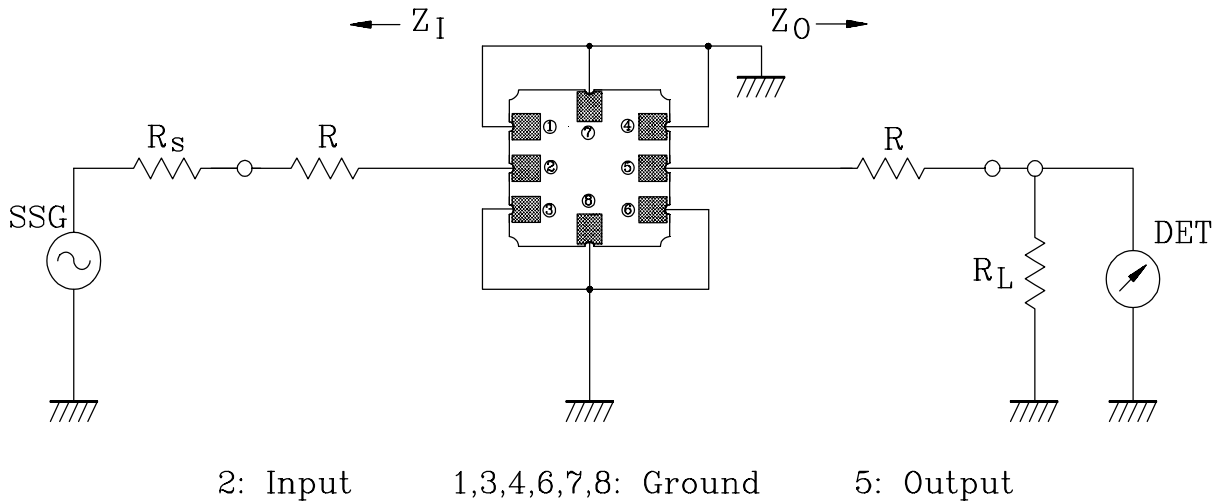
TEST CIRCUIT

REFERENCE LEVEL TEST CIRCUIT



MEASUREMENT CIRCUIT

(SC-45)



$R_s, R_L : 50\Omega$ (Internal Impedance of Source and Load)
 $R : 100\Omega$
 $Z_I(Z_O) = R_s(R_L) + R$