

JQX-116F-3

MINIATURE HIGH POWER RELAY



File No.:E134517



File No.:R50031086



File No.:CQC02001001945



Features

- 30 A switching capabilities
- SPST and DPST configurations
- 4KV dielectric strength coil to contacts
- Heavy load up to 7500VA
- Class F insulation
- 3mm contact gap available

CONTACT DATA

Contact Arrangement	1A	2A
Initial Contact Resistance Max.	100mΩ (at1A 24VDC)	
Contact Material	Silver Alloy	
Contact Rating (Res. Load)	30A 250VAC 30A 28VDC	25A 250VAC 25A 28VDC
Max. switching voltage	277VAC/28VDC	
Max. switching current	30A	25A
Max. switching power	7500VA/840W	6250VA/700W
Mechanical life	1 x 10 ⁷ ops	
Electrical life	1 x 10 ⁵ ops	

COIL DATA

Nominal Voltage VDC	Pick-up Voltage VDC	Drop-out Voltage VDC	Coil Resistance Ω
3	2.25	0.3	4.7 ± 10%
6	4.50	0.6	18.8 ± 10%
12	9.00	1.2	75 ± 10%
24	18.0	2.4	300 ± 10%
48	36.0	4.8	1200 ± 10%
100	75.0	10.0	5200 ± 10%
110	82.5	12.0	6300 ± 10%
200	150	20.0	21000 ± 10%

CHARACTERISTICS

Initial Insulation Resistance	1000MΩ, 500VDC	
Dielectric Strength	Between coil and Contacts	4000VAC 1min.
	Between open contacts	2000VAC 1min.
Operate time (at nomi. Vot.)	Max. 30ms	
Release time (at nomi. Vot.)	Max. 30ms	
Shock Resistance	Functional	98 m/s ²
	Destructive	980 m/s ²
Vibration Resistance	1.5mm, 10 to 55Hz	
Ambient temperature	-55°C to +70°C	
Humidity	98%, +40°C	
Termination	PCB & QC, Screw	
Unit weight	Approx. 120g	
Construction	Dust Cover	

Nominal Voltage VAC	Pick-up Voltage VAC	Drop-out Voltage VAC	Coil Resistance Ω
6	4.80	0.90	18.8 ± 10%
12	9.60	1.80	75 ± 10%
24	19.2	3.60	300 ± 10%
48	38.4	7.20	1200 ± 10%
120	96.0	18.0	5200 ± 10%
220/240	176	33.0	20800 ± 10%

SAFETY APPROVAL RATINGS

UL	AgSnO	30A 277VAC 1.5HP 20VAC, 3HP 240VAC 10A 120VAC Tungsten
	AgCdO	30A 277VAC 1.5HP 120VAC, 3HP 240VAC 10A 120VAC Tungsten TV-10, 120VAC
Tüv		27A 240VAC cos phi=0.8 25A 240VAC cos phi=0.4 25A 240VAC cos phi=1

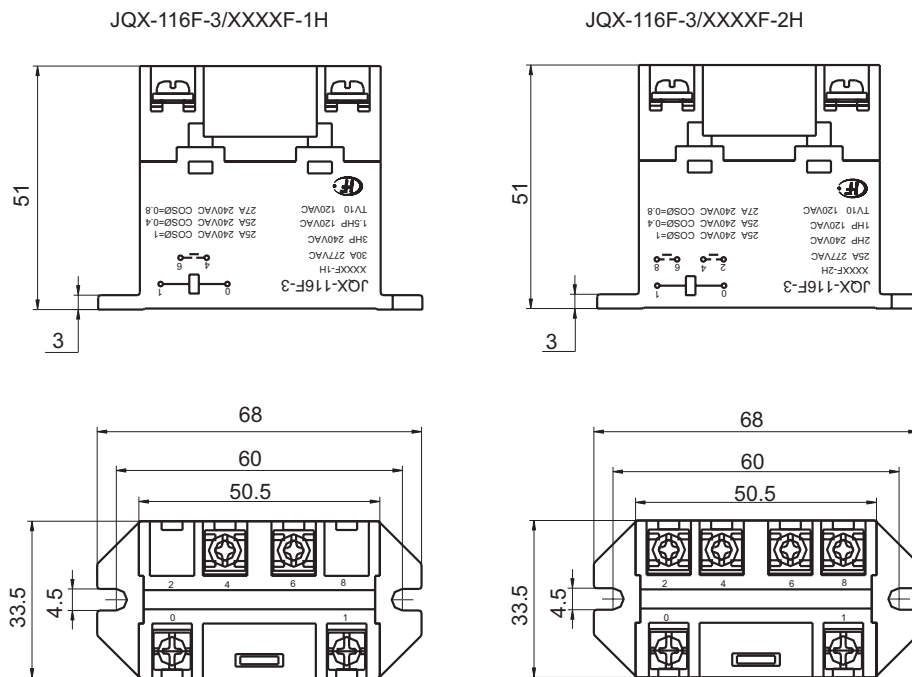


ORDERING INFORMATION

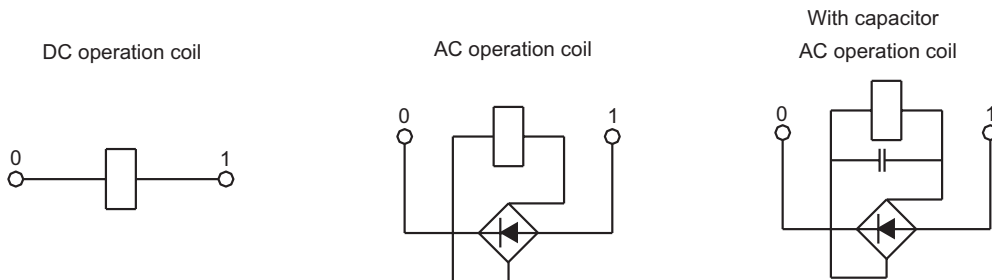
JQX-116F-3 / 018 D F 1H T F W	
Type	
Coil voltage	DC: 3 to 200VDC AC: 6 to 240VAC
Coil input	D: DC A: AC
Mouting	A: Mount F: Flanged
Contact arrangement	1H:1 Form A 2H:2 Form A
Contact Material	T: AgSnO ₂ Nil: AgCdO
Insulation System	F:Class F Nil:Class B
Contact Gap	W: 3.0mm

OUTLINE DIMENSIONS, WIRING DIAGRAM AND PC BOARD LAYOUT

Outline Dimensions

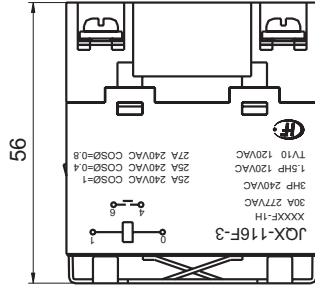


Wiring Diagram

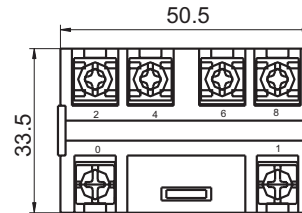
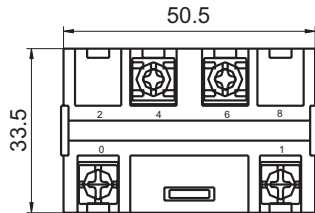
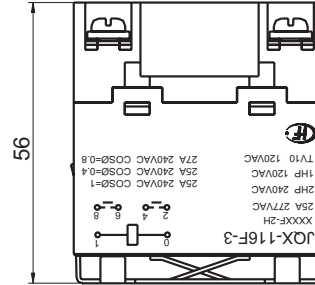


OUTLINE DIMENSIONS, WIRING DIAGRAM AND PC BOARD LAYOUT

JQX-116F-3/XXXXA-1H

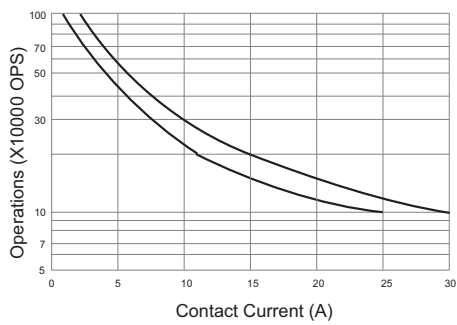


JQX-116F-3/XXXXA-2H

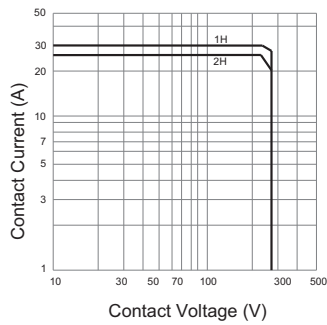


CHARACTERISTICS CURVE

LIFE CURVE



MAXIMUM SWITCHING POWER



COIL TEMPERATURE RISE

