

JA3508A(HF3508A)

FLASHER



Typical Applications

Turning lamp & Flashing lamp control

Features

- Special integrate circuit, good performance
- Special high-powered contacts, ultra-long life
- Surface mounting technology, advanced craftwork
- Solid base design, stable structure
- Good capability of EMC

CHARACTERISTICS

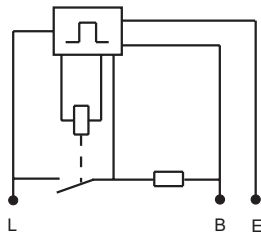
Norminal voltage	12VDC
Operating voltage range	9VDC to 16VDC
Contact rating	Lamp: 2×21W+5W 13.5VDC
	Lamp: 4×21W+2×5W 13.5VDC
Flashing frequency	(80±15)OPS/min
Lamp failure flashing frequency	(170±20)OPS/min
Energizing ratio	40% to 60%

Electrical endurance (continuous)	1000h (2×21W + 5W)
	360h (4×21W + 2×5W)
Ambient temperature	-40°C to 85°C
Vibration resistance	10Hz to 200Hz 49m/s ² (5g)
Shock resistance	196m/s ² (20g)
Weight	Approx. 36g
Mechanical data	cover retention (pull & push): 250N min.
	terminal retention (pull & push): 110N min.

OUTLINE DIMENSIONS AND WIRING DIAGRAM

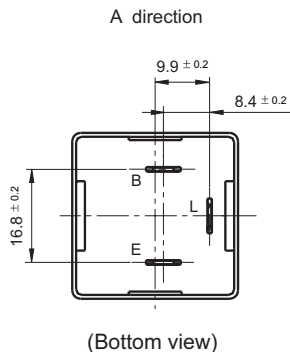
Unit: mm

Wiring Diagram

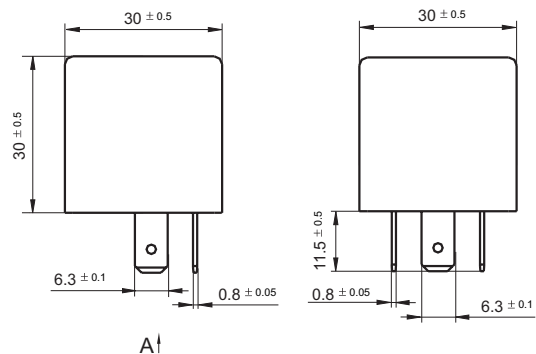


1. As shown in left wiring diagram, for JA3508A, terminal B is connected with anode of 12VDC, terminal E with cathode, and terminal L with lamp load.
2. When the lamp load is 2×21W + 5W or 4×21W + 2×5W, the relay will control lamp flashing with the frequency (65 to 95) times / minute.
3. When the lamp load is 1×21W + 5W (one 21W lamp fails), the relay will control lamp flashing with the frequency (150 to 190) times / minute.

Terminal Layout



Outline Dimensions



HONGFA RELAY

ISO9001、ISO/TS16949、ISO14001、OHSAS18001 CERTIFIED

2007 Rev. 1.00