



# HT117

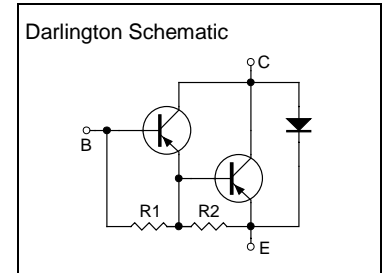
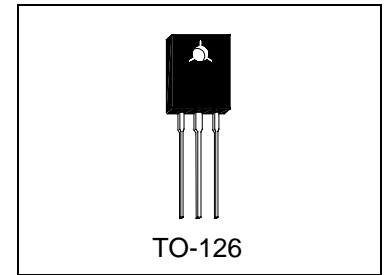
PNP EPITAXIAL PLANAR TRANSISTOR

## Description

The HT117 is designed for use in general purpose amplifier and low-speed switching applications.

## Absolute Maximum Ratings (T<sub>A</sub>=25°C)

- Maximum Temperatures
  - Storage Temperature ..... -55 ~ +150 °C
  - Junction Temperature ..... +150 °C Maximum
- Maximum Power Dissipation
  - Total Power Dissipation (T<sub>C</sub>=25°C) ..... 10 W
- Maximum Voltages and Currents
  - BV<sub>CBO</sub> Collector to Base Voltage ..... -100 V
  - BV<sub>CEO</sub> Collector to Emitter Voltage ..... -100 V
  - BV<sub>EBO</sub> Emitter to Base Voltage ..... -5 V
  - I<sub>C</sub> Collector Current (Continue) ..... -4 A
  - I<sub>C</sub> Collector Current (Peak) ..... -6 A



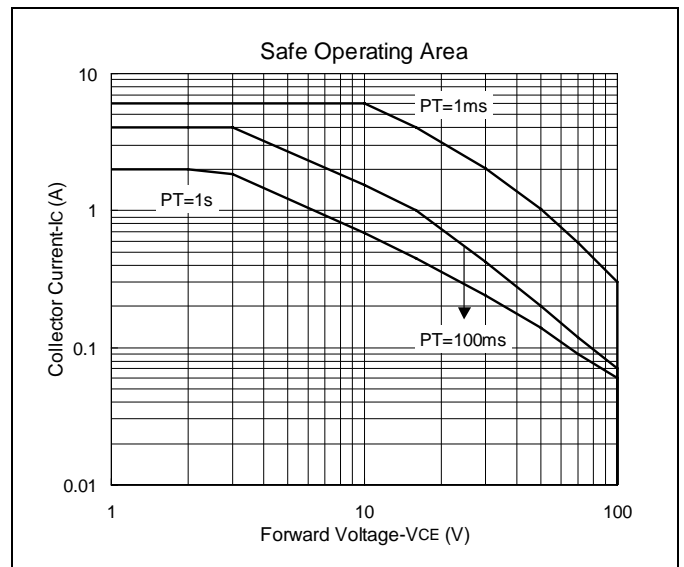
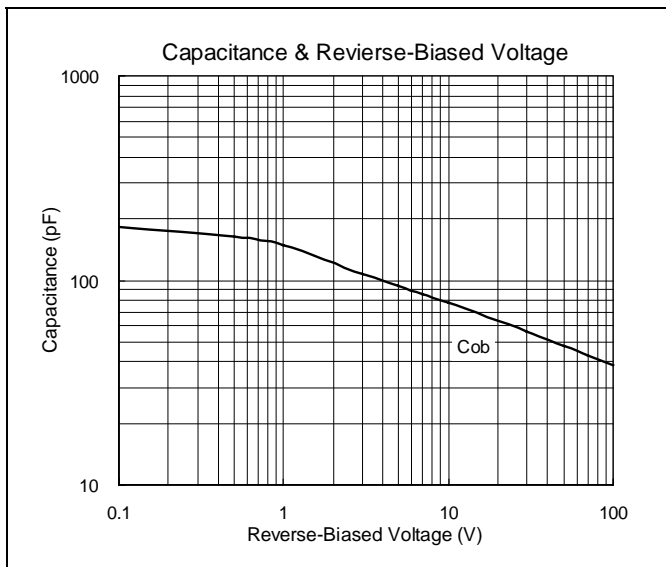
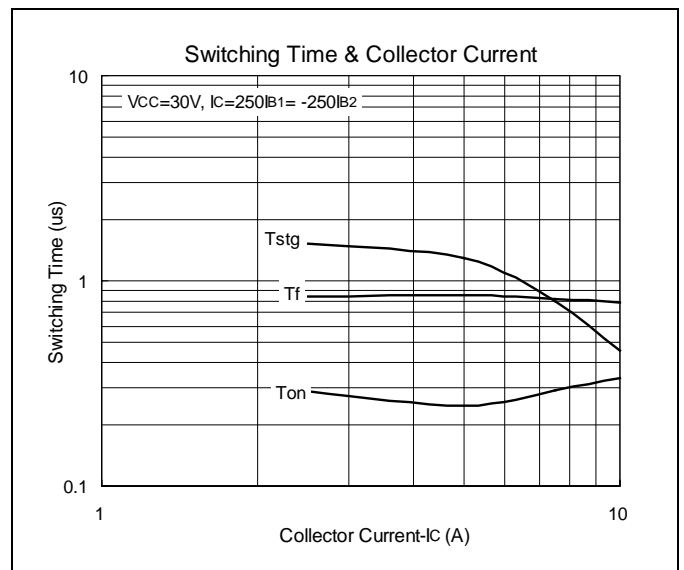
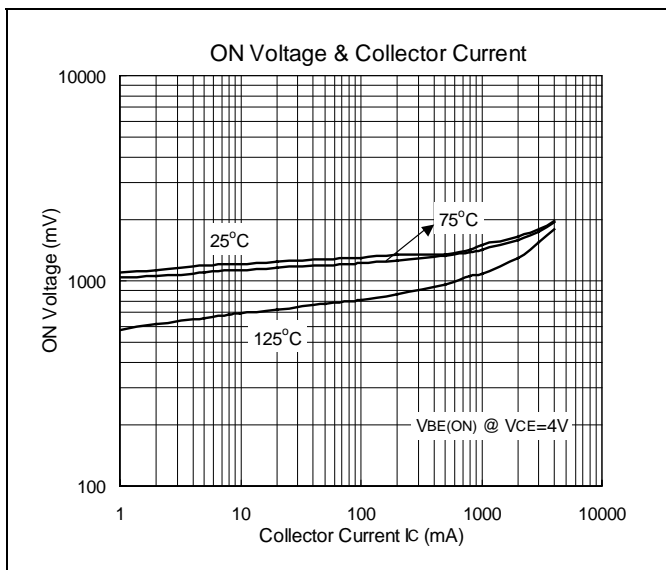
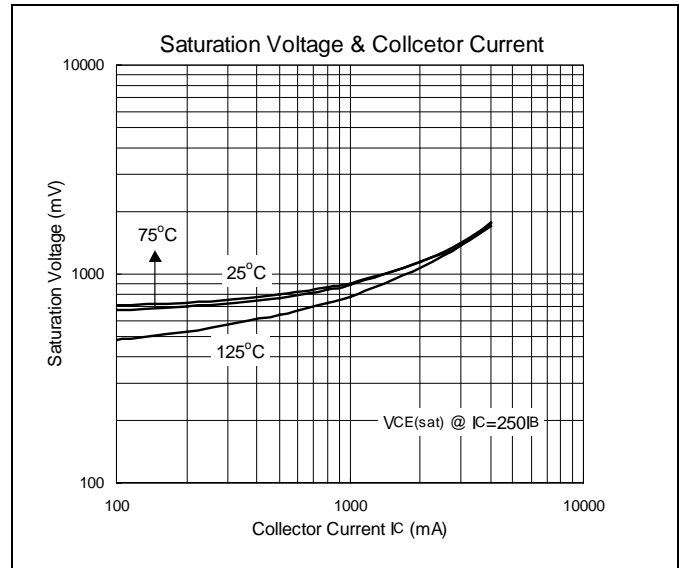
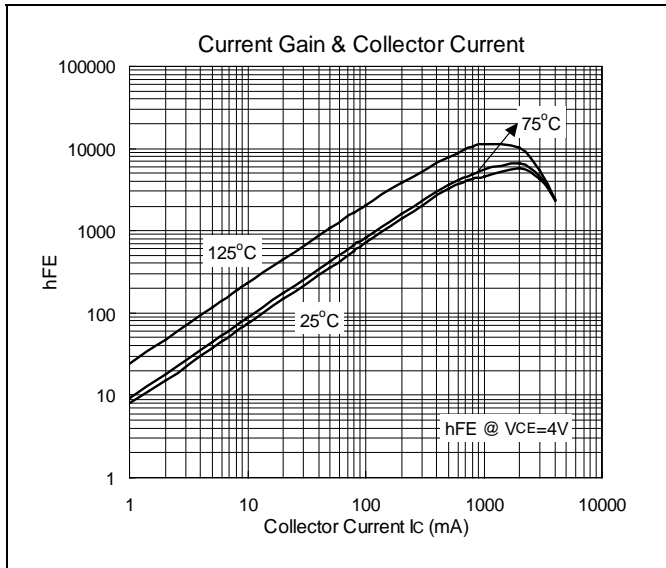
## Electrical Characteristics (T<sub>A</sub>=25°C)

Symbol	Min.	Typ.	Max.	Unit	Test Conditions
BV <sub>CBO</sub>	-100	-	-	V	I <sub>C</sub> =-1mA
BV <sub>CEO</sub>	-100	-	-	V	I <sub>C</sub> =-30mA
I <sub>CBO</sub>	-	-	-1	mA	V <sub>CB</sub> =-100V
I <sub>CEO</sub>	-	-	-2	mA	V <sub>CE</sub> =-50V
I <sub>EBO</sub>	-	-	-2	mA	V <sub>EB</sub> =-5V
*V <sub>CE(sat)</sub>	-	-	-2.5	V	I <sub>C</sub> =-2A, I <sub>B</sub> =-8mA
*V <sub>BE(on)</sub>	-	-	-2.8	V	I <sub>C</sub> =-2A, V <sub>CE</sub> =-4V
*h <sub>FE1</sub>	1	-	-	K	I <sub>C</sub> =-1A, V <sub>CE</sub> =-4V
*h <sub>FE2</sub>	500	-	-		I <sub>C</sub> =-2A, V <sub>CE</sub> =-4V
Cob	-	-	200	pF	V <sub>CB</sub> =-10V, f=0.1MHz

\*Pulse Test: Pulse Width ≤380us, Duty Cycle ≤2%



### Characteristics Curve





### TO-126 Dimension

3-Lead TO-126  
Plastic Package  
HSMC Package Code: T

Marking:

Pb Free Mark  
Pb-Free: "●" (Note)  
Normal: None

Date Code      Control Code

Note: Green label is used for pb-free packing

Pin Style: 1.Emitter 2.Collector 3.Base

Material:

- Lead solder plating: Sn60/Pb40 (Normal), Sn/3.0Ag/0.5Cu or Pure-Tin (Pb-free)
- Mold Compound: Epoxy resin family, flammability solid burning class: UL94V-0

DIM	Min.	Max.
A	3.81	3.91
B	6.99	7.09
C	13.50	15.50
D	7.52	7.72
E	0.95	1.05
F	0.71	0.81
G	1.22	1.32
H	4.34	4.80
I	2.41	2.66
J	1.14	1.39
K	1.14	1.39
L	-	*0.55
M	3.50	3.86
a1	-	*3°

\*: Typical, Unit: mm

#### Important Notice:

- All rights are reserved. Reproduction in whole or in part is prohibited without the prior written approval of HSMC.
- HSMC reserves the right to make changes to its products without notice.
- **HSMC semiconductor products are not warranted to be suitable for use in Life-Support Applications, or systems.**
- HSMC assumes no liability for any consequence of customer product design, infringement of patents, or application assistance.

#### Head Office And Factory:

- **Head Office** (Hi-Sincerity Microelectronics Corp.): 10F., No. 61, Sec. 2, Chung-Shan N. Rd. Taipei Taiwan R.O.C.  
Tel: 886-2-25212056 Fax: 886-2-25632712, 25368454
- **Factory 1:** No. 38, Kuang Fu S. Rd., Fu-Kou Hsin-Chu Industrial Park Hsin-Chu Taiwan. R.O.C  
Tel: 886-3-5983621~5 Fax: 886-3-5982931



### Soldering Methods for HSMC's Products

1. Storage environment: Temperature=10°C~35°C Humidity=65%±15%
2. Reflow soldering of surface-mount devices



Profile Feature	Sn-Pb Eutectic Assembly	Pb-Free Assembly
Average ramp-up rate ( $T_L$ to $T_P$ )	$<3^{\circ}\text{C}/\text{sec}$	$<3^{\circ}\text{C}/\text{sec}$
Preheat		
- Temperature Min ( $T_{Smin}$ )	100°C	150°C
- Temperature Max ( $T_{Smax}$ )	150°C	200°C
- Time (min to max) ( $t_s$ )	60~120 sec	60~180 sec
$T_{Smax}$ to $T_L$		
- Ramp-up Rate	$<3^{\circ}\text{C}/\text{sec}$	$<3^{\circ}\text{C}/\text{sec}$
Time maintained above:		
- Temperature ( $T_L$ )	183°C	217°C
- Time ( $t_L$ )	60~150 sec	60~150 sec
Peak Temperature ( $T_P$ )	240°C +0/-5°C	260°C +0/-5°C
Time within 5°C of actual Peak Temperature ( $t_p$ )	10~30 sec	20~40 sec
Ramp-down Rate	$<6^{\circ}\text{C}/\text{sec}$	$<6^{\circ}\text{C}/\text{sec}$
Time 25°C to Peak Temperature	$<6$ minutes	$<8$ minutes

### 3. Flow (wave) soldering (solder dipping)

Products	Peak temperature	Dipping time
Pb devices.	245°C ±5°C	5sec ±1sec
Pb-Free devices.	260°C +0/-5°C	5sec ±1sec