


## Low Cost Medium Power Surface Mount Inductors



- Operating Temperature Range -40°C to +125°C
- Ambient Temperature, Maximum 70°C
- Insulation System Class B, 130°C
- Temperature Rise, Maximum 40°C

**Specifications @ 25 °C**

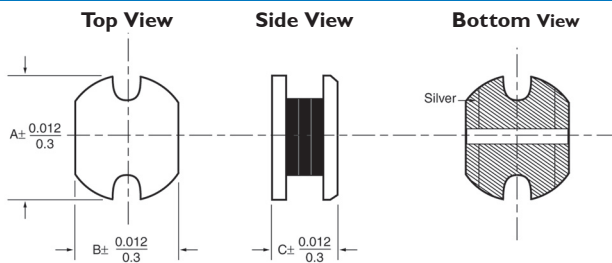
Part Number	Inductance $\mu\text{H} \pm 20\% \text{ (1)}$	DC Resistance $\Omega \text{ Max}$	Rated Current (2) Amps	Part Number	Inductance $\mu\text{H} \pm 20\% \text{ (1)}$	DC Resistance $\Omega \text{ Max}$	Rated Current (2) Amps
HM79-101R0LF	1.0	0.048	2.56	HM79-30390LF	39	0.217	0.74
HM79-101R4LF	1.4	0.056	2.52	HM79-30470LF	47	0.252	0.68
HM79-101R8LF	1.8	0.063	1.95	HM79-30560LF	56	0.282	0.64
HM79-102R2LF	2.2	0.071	1.75	HM79-30680LF	68	0.332	0.59
HM79-102R7LF	2.7	0.078	1.58	HM79-30820LF	82	0.406	0.54
HM79-103R3LF	3.3	0.086	1.44	HM79-30101LF	100	0.481	0.51
HM79-103R9LF	3.9	0.093	1.33	HM79-30121LF	120	0.536	0.49
HM79-104R7LF	4.7	0.108	1.15	HM79-30151LF	150	0.755	0.40
HM79-105R6LF	5.6	0.125	0.99	HM79-30181LF	180	1.022	0.36
HM79-106R8LF	6.8	0.131	0.95	HM79-30221LF	220	1.200	0.31
HM79-108R2LF	8.2	0.146	0.84	HM79-30271LF	270	1.306	0.29
HM79-10100LF	10	0.182	1.04	HM79-30331LF	330	1.495	0.28
HM79-10120LF	12	0.210	0.97	HM79-40100LF	10	0.07	2.30
HM79-10150LF	15	0.235	0.85	HM79-40120LF	12	0.08	2.00
HM79-10180LF	18	0.338	0.74	HM79-40150LF	15	0.09	1.80
HM79-10220LF	22	0.378	1.00	HM79-40180LF	18	0.10	1.60
HM79-10270LF	27	0.522	0.62	HM79-40220LF	22	0.11	1.50
HM79-10330LF	33	0.540	0.56	HM79-40270LF	27	0.12	1.30
HM79-201R0LF	1.0	0.015	8.00	HM79-40330LF	33	0.13	1.20
HM79-20100LF	10	0.10	1.44	HM79-40390LF	39	0.16	1.10
HM79-20120LF	12	0.12	1.40	HM79-40470LF	47	0.18	1.00
HM79-20150LF	15	0.14	1.30	HM79-40560LF	56	0.24	0.94
HM79-20180LF	18	0.15	1.23	HM79-40680LF	68	0.28	0.85
HM79-20220LF	22	0.18	1.11	HM79-40820LF	82	0.37	0.78
HM79-20270LF	27	0.20	0.97	HM79-40101LF	100	0.43	0.72
HM79-20330LF	33	0.23	0.88	HM79-40121LF	120	0.47	0.66
HM79-20390LF	39	0.32	0.80	HM79-40151LF	150	0.64	0.58
HM79-20470LF	47	0.37	0.72	HM79-40181LF	180	0.71	0.51
HM79-20560LF	56	0.42	0.68	HM79-40221LF	220	0.96	0.49
HM79-20680LF	68	0.46	0.61	HM79-40271LF	270	1.11	0.42
HM79-20820LF	82	0.60	0.58	HM79-40331LF	330	1.26	0.40
HM79-20101LF	100	0.70	0.52	HM79-40391LF	390	1.77	0.36
HM79-20121LF	120	0.93	0.48	HM79-40471LF	470	1.96	0.34
HM79-20151LF	150	1.10	0.40	HM79-452R3LF	2.3	0.008	9.00
HM79-20181LF	180	1.38	0.38	HM79-461R5LF	1.5	0.005	14.00
HM79-20221LF	220	1.57	0.35	HM79-50100LF	10	0.053	2.38
HM79-30100LF	10	0.080	1.44	HM79-50120LF	12	0.061	2.13
HM79-30120LF	12	0.089	1.39	HM79-50150LF	15	0.070	1.87
HM79-30150LF	15	0.104	1.24	HM79-50180LF	18	0.081	1.73
HM79-30180LF	18	0.111	1.12	HM79-50220LF	22	0.088	1.60
HM79-30220LF	22	0.129	1.07	HM79-50270LF	27	0.100	1.44
HM79-30270LF	27	0.153	0.94	HM79-50330LF	33	0.120	1.26
HM79-30330LF	33	0.170	0.85	HM79-50390LF	39	0.151	1.20

### Specifications @ 25 °C (Cont'd)

Part Number	Inductance $\mu\text{H} \pm 20\% \text{ (1)}$	DC Resistance $\Omega \text{ Max}$	Rated Current (2) Amps	Part Number	Inductance $\mu\text{H} \pm 20\% \text{ (1)}$	DC Resistance $\Omega \text{ Max}$	Rated Current (2) Amps
HM79-50470LF	47	0.170	1.10	HM79-60270LF	27	0.11	1.76
HM79-50560LF	56	0.199	1.01	HM79-60330LF	33	0.12	1.50
HM79-50680LF	68	0.223	0.91	HM79-60390LF	39	0.14	1.37
HM79-50820LF	82	0.252	0.85	HM79-60470LF	47	0.17	1.28
HM79-50101LF	100	0.344	0.74	HM79-60560LF	56	0.19	1.17
HM79-50121LF	120	0.396	0.69	HM79-60680LF	68	0.22	1.11
HM79-50151LF	150	0.544	0.61	HM79-60820LF	82	0.25	1.00
HM79-50181LF	180	0.621	0.56	HM79-60101LF	100	0.35	0.97
HM79-50221LF	220	0.721	0.53	HM79-60121LF	120	0.40	0.89
HM79-50271LF	270	0.949	0.45	HM79-60151LF	150	0.47	0.78
HM79-50331LF	330	1.100	0.42	HM79-60181LF	180	0.63	0.72
HM79-50391LF	390	1.245	0.38	HM79-60221LF	220	0.73	0.66
HM79-50471LF	470	1.526	0.35	HM79-60271LF	270	0.97	0.57
HM79-50561LF	560	1.904	0.32	HM79-60331LF	330	1.15	0.52
HM79-60100LF	10	0.06	2.60	HM79-60391LF	390	1.30	0.48
HM79-60120LF	12	0.07	2.45	HM79-60471LF	470	1.48	0.42
HM79-60150LF	15	0.08	2.27	HM79-60561LF	560	1.90	0.33
HM79-60180LF	18	0.09	2.15	HM79-60681LF	680	2.25	0.28
HM79-60220LF	22	0.10	1.95	HM79-60821LF	820	2.55	0.24

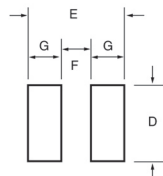
- Notes: (1) Test Conditions for case sizes 10, 20, 45 & 46 = 100kHz, 0.1 Vrms without DC current  
Inductance for case sizes 30, 40, 50 & 60 is measured at 1kHz without DC current  
(2) Rated DC current is the approximate current at which inductance will be decreased by 10% from its initial (zero DC) value or the DC current at which  $\Delta T = 40^\circ\text{C}$ , whichever is lower.

### Outline Dimensions (Inch/mm) / Packaging



Case Size	A	B	C	D	E	F	G	Reel Capacity
10	.177	.158	.126	.177	.205	.059	.069	1500
	4.5	4.0	3.2	4.5	5.2	1.5	1.75	
20	.228	.205	.177	.228	.240	.669	.085	1500
	5.8	5.2	4.5	5.8	6.1	1.7	2.15	
30	.307	.276	.140	.315	.315	.079	.118	1000
	7.8	7.0	3.5	8.0	8.0	2.0	3.0	
40	.307	.276	.199	.315	.315	.079	.118	1000
	7.8	7.0	5.0	8.0	8.0	2.0	3.0	
45	.307	.276	.228	.315	.315	.079	.118	800
	7.8	7.0	5.8	8.0	8.0	2.0	3.0	
46	.307	.276	.307	.315	.315	.079	.118	500
	7.8	7.0	7.8	8.0	8.0	2.0	3.0	
50	.394	.354	.158	.394	.394	.098	.148	1000
	10.0	9.0	4.0	10.0	10.0	2.5	3.75	
60	.394	.354	.213	.394	.394	.098	.148	500
	10.0	9.0	5.4	10.0	10.0	2.5	3.75	

#### Recommended Solder Pad Layout



### Ordering Information

