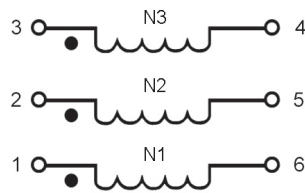
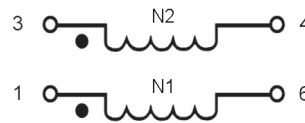


Toroid Style Gate Drive Transformers



- Operating Temperature Range -25°C to +85°C
- Insulation Resistance, Minimum 100MΩ
- Temperature Rise, Maximum 40°C
- Current Rating 0.3 Amps

Schematics
Schematic 1
(HM41-1XXXXLF)

Schematic 2
(HM41-2XXXXLF)

Specifications @ 25°C

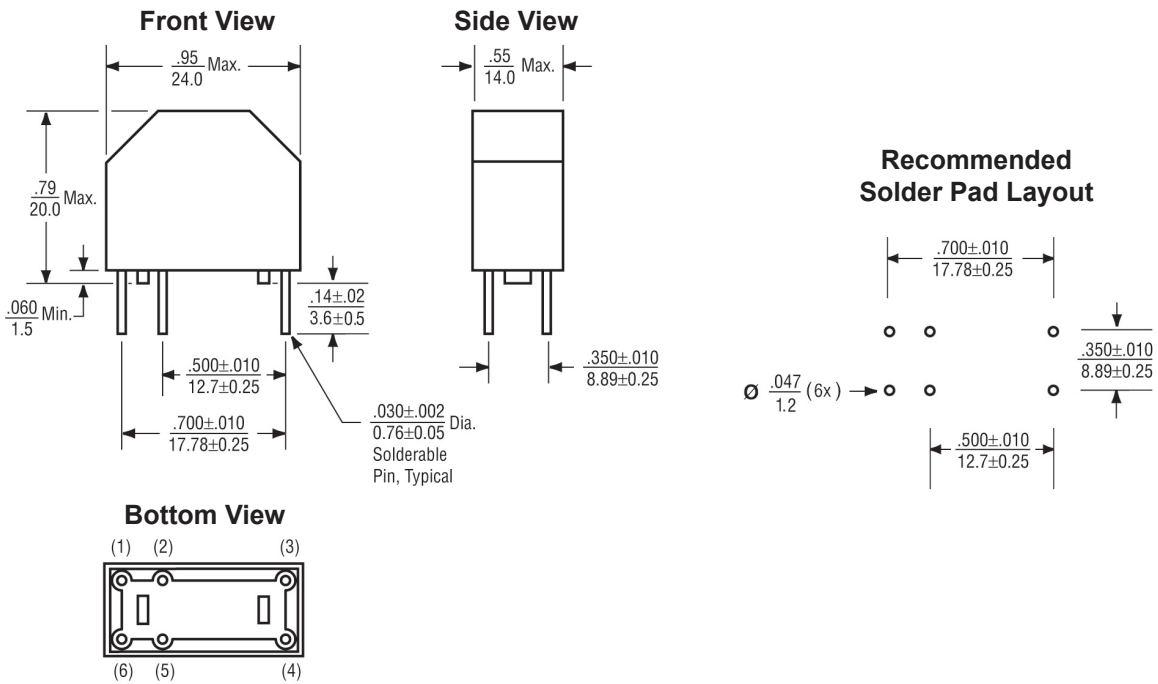
Part Number	Turns ±0 N1:N2:N3	Inductance 10kHz, 50mV P(1-6) mH Min.	Leakage ⁽¹⁾ Inductance P(3-4) µH Min.	DC Resistance		ET P(1-6) V-µS Max.	Isolation ⁽²⁾		Schematic
				P(1-6) Ω Max.	P(3-4) Ω Max.		N3-N1/N2 Vrms	N1-N2 Vrms	
HM41-10812LF	8:8:12	0.14	0.5	0.060	0.097	52	4200	500	1
HM41-21010LF	10:10	0.22	0.5	0.072	0.074	65	-	4200	2
HM41-11010LF	10:10:10	0.22	0.5	0.072	0.074	65	4200	500	1
HM41-11210LF	12:12:10	0.31	0.5	0.077	0.074	78	4200	500	1
HM41-11410LF	14:14:10	0.42	0.5	0.090	0.074	91	4200	500	1
HM41-21015LF	10:15	0.22	0.5	0.072	0.100	65	-	4200	2
HM41-11510LF	15:15:10	0.48	0.5	0.100	0.074	98	4200	500	1
HM41-12010LF	20:20:10	0.86	0.5	0.138	0.074	130	4200	500	1
HM41-12020LF	20:20:20	0.86	0.5	0.156	0.156	130	4200	500	1

Notes: (1) Leakage inductance is measured at winding (3-4) with all other winding(s) shorted.
 (2) Hi-Pot tester setting : 0.5mA maximum leakage current, 3 seconds duration.

Packaging
Standard: Vacuum Tray

Model	Capacity Per Tray (Units)	Capacity Per Carton (Unit)
HM41-1XXXXLF	90	360
HM41-2XXXXLF	90	360

Outline Dimensions (Inch/mm)



Ordering Information

