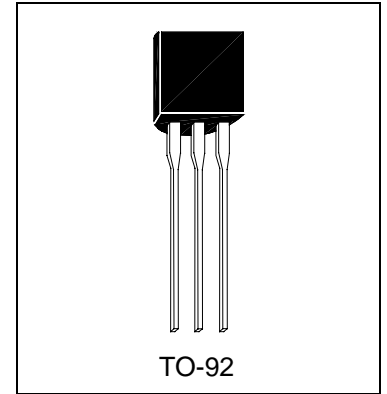




H7808AA

H7808BA

3-TERMINAL POSITIVE VOLTAGE REGULATOR



Description

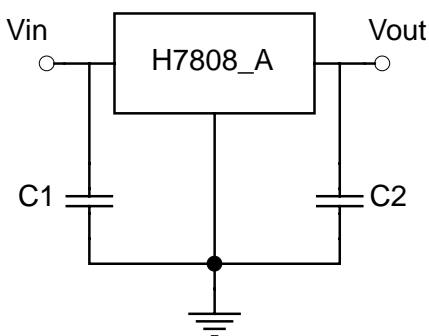
These regulators employ internal current-limiting and thermal-shutdown, making them essentially indestructible. They can deliver up to 100mA output current, if the case temperature can keep in $T_c=25^\circ\text{C}$.

They are intended as fixed voltage regulators in a wide range of applications including local (on-card) regulation for elimination of noise and distribution problems associated with single-point regulation. In addition, they can be used with power pass elements to make high-current voltage regulators. The H7808_A used as a Zener diode/resistor combination replacement, offers an effective output impedance improvement of typically two orders of magnitude, along with lower quiescent current and lower noise.

Absolute Maximum Ratings ($T_a=25^\circ\text{C}$)

- Input Voltage..... 35 V
- Total Power Dissipation..... Internally limited
- Operating Temperature Range 0 °C to +125 °C
- Maximum Junction Temperature..... 125 °C
- Storage Temperature Range..... -55 °C to +150 °C
- Lead Temperature (Soldering 10S)..... 260 °C

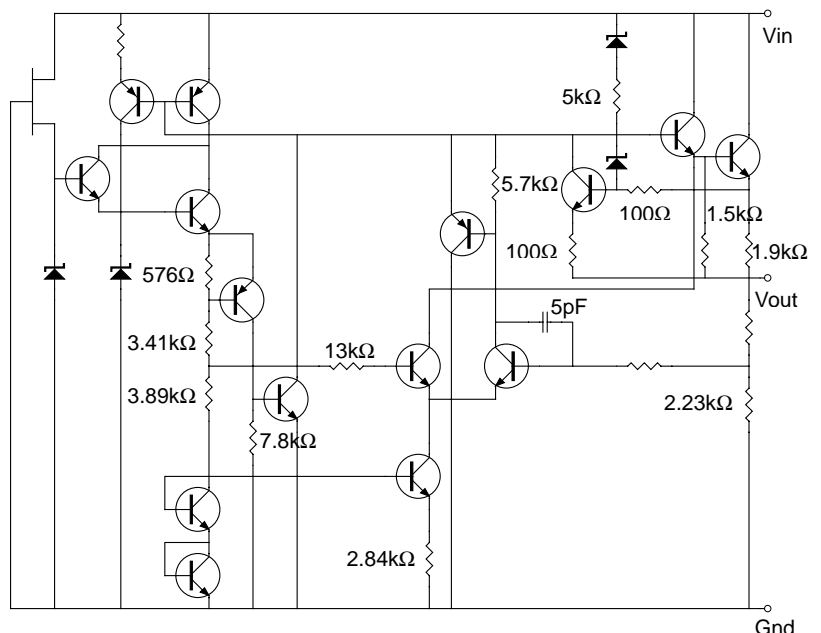
Typical Application



Note:

C1 and C2 are required if regulator is located far from power supply filter and load, or oscillation may induced on the loop.

Schematic Diagram





Electrical Characteristics

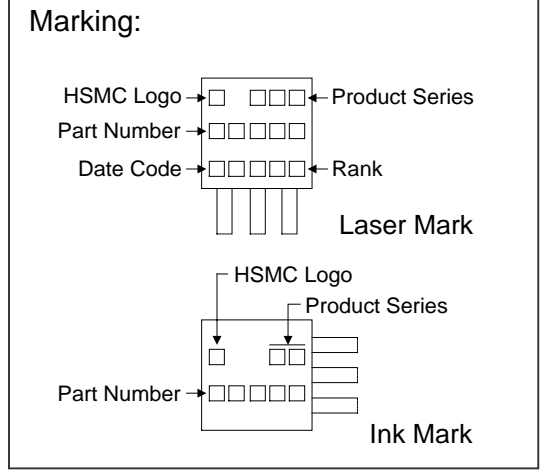
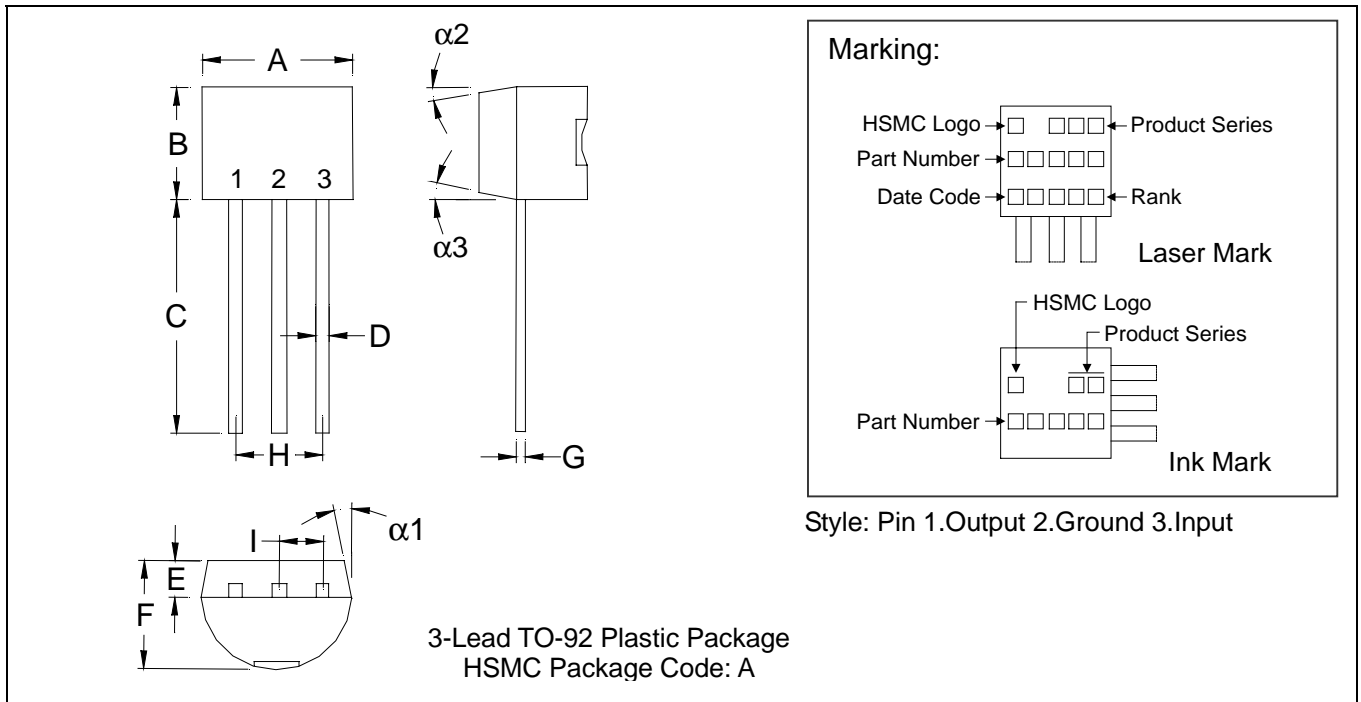
$V_{in}=14V$, $I_{out}=40mA$, $0^{\circ}C \leq T_j \leq 125^{\circ}C$, $C_{in}=0.33\mu F$, $C_{out}=0.1\mu F$ (unless otherwise noted)

Symbol	Parameter	Conditions	H7808AA			Units
			Min	Typ	Max	
Vo	Output Voltage	$T_j=25^{\circ}C$	7.76	8	8.24	V
		$1mA \leq I_o \leq 70mA$	7.76	-	8.24	
		$1mA \leq I_o \leq 40mA$ and $10.5V \leq V_{in} \leq 23V$	7.76	-	8.24	
ΔV_o	Line Regulation	$T_j=25^{\circ}C$, $10.5V \leq V_{in} \leq 23V$	-	80	175	mV
		$T_j=25^{\circ}C$, $11V \leq V_{in} \leq 23V$	-	70	125	
ΔV_o	Load Regulation	$T_j=25^{\circ}C$, $1mA \leq I_o \leq 40mA$	-	8	40	mV
		$T_j=25^{\circ}C$, $1mA \leq I_o \leq 100mA$	-	15	80	
IQ	Quiescent Current	$T_j=25^{\circ}C$	-	2	5.5	mA
ΔIQ	Quiescent Current Change	$1mA \leq I_o \leq 40mA$	-	-	0.1	mA
		$11V \leq V_{in} \leq 23V$	-	-	1.5	
Vn	Output Noise Voltage	$T_a=25^{\circ}C$, $10Hz \leq f \leq 10KHz$	-	60	-	μV
$\Delta V_{in} / \Delta V_{out}$	Ripple Rejection	$11V \leq V_{in} \leq 21V$, $f=120Hz$	39	45	-	dB
Isc	Peak Output / Short Circuit Current	$T_j=25^{\circ}C$	-	140	-	mA
VD	Dropout Voltage	$T_j=25^{\circ}C$	-	1.7	-	V

Symbol	Parameter	Conditions	H7808BA			Units
			Min	Typ	Max	
Vo	Output Voltage	$T_j=25^{\circ}C$	7.7	8	8.3	V
		$1mA \leq I_o \leq 70mA$	7.6	-	8.4	
		$1mA \leq I_o \leq 40mA$ and $10.5V \leq V_{in} \leq 23V$	7.6	-	8.4	
ΔV_o	Line Regulation	$T_j=25^{\circ}C$, $10.5V \leq V_{in} \leq 23V$	-	80	175	mV
		$T_j=25^{\circ}C$, $11V \leq V_{in} \leq 23V$	-	70	125	
ΔV_o	Load Regulation	$T_j=25^{\circ}C$, $1mA \leq I_o \leq 40mA$	-	8	40	mV
		$T_j=25^{\circ}C$, $1mA \leq I_o \leq 100mA$	-	15	80	
IQ	Quiescent Current	$T_j=25^{\circ}C$	-	2	5.5	mA
ΔIQ	Quiescent Current Change	$1mA \leq I_o \leq 40mA$	-	-	0.1	mA
		$11V \leq V_{in} \leq 23V$	-	-	1.5	
Vn	Output Noise Voltage	$T_a=25^{\circ}C$, $10Hz \leq f \leq 10KHz$	-	60	-	μV
$\Delta V_{in} / \Delta V_{out}$	Ripple Rejection	$11V \leq V_{in} \leq 21V$, $f=120Hz$	39	45	-	dB
Isc	Peak Output / Short Circuit Current	$T_j=25^{\circ}C$	-	140	-	mA
VD	Dropout Voltage	$T_j=25^{\circ}C$	-	1.7	-	V



TO-92 Dimension



Style: Pin 1.Output 2.Ground 3.Input

*: Typical

DIM	Inches		Millimeters		DIM	Inches		Millimeters	
	Min.	Max.	Min.	Max.		Min.	Max.	Min.	Max.
A	0.1704	0.1902	4.33	4.83	G	0.0142	0.0220	0.36	0.56
B	0.1704	0.1902	4.33	4.83	H	-	*0.1000	-	*2.54
C	0.5000	-	12.70	-	I	-	*0.0500	-	*1.27
D	0.0142	0.0220	0.36	0.56	$\alpha 1$	-	*5°	-	*5°
E	-	*0.0500	-	*1.27	$\alpha 2$	-	*2°	-	*2°
F	0.1323	0.1480	3.36	3.76	$\alpha 3$	-	*2°	-	*2°

- Notes:**
- 1.Dimension and tolerance based on our Spec. dated Apr. 25,1996.
 - 2.Controlling dimension: millimeters.
 - 3.Maximum lead thickness includes lead finish thickness, and minimum lead thickness is the minimum thickness of base material.
 - 4.If there is any question with packing specification or packing method, please contact your local HSMC sales office.

Material:

- Lead: 42 Alloy ; solder plating
- Mold Compound: Epoxy resin family, flammability solid burning class: UL94V-0

Important Notice:

- All rights are reserved. Reproduction in whole or in part is prohibited without the prior written approval of HSMC.
- HSMC reserves the right to make changes to its products without notice.
- **HSMC semiconductor products are not warranted to be suitable for use in Life-Support Applications, or systems.**
- HSMC assumes no liability for any consequence of customer product design, infringement of patents, or application assistance.

Head Office And Factory:

- **Head Office** (Hi-Sincerity Microelectronics Corp.): 10F.,No. 61, Sec. 2, Chung-Shan N. Rd. Taipei Taiwan R.O.C.
Tel: 886-2-25212056 Fax: 886-2-25632712, 25368454
- **Factory 1:** No. 38, Kuang Fu S. Rd., Fu-Kou Hsin-Chu Industrial Park Hsin-Chu Taiwan. R.O.C
Tel: 886-3-5983621~5 Fax: 886-3-5982931