

CRYSTAL CONTROLLED OSCILLATORS

**SURFACE MOUNT 3.3V LVPECL CLOCK**



**FPLA542**

**ABSOLUTE MAXIMUM RATINGS**

TABLE 1.0

PARAMETER	UNITS	MINIMUM	NOMINAL	MAXIMUM	UNITS	NOTE
Storage Temperature		-40	-	85	°C	
Supply Voltage	(Vcc)	-0.5	-	7.0	Vdc	

**OPERATING SPECIFICATIONS**

TABLE 2.0

PARAMETER		MINIMUM	NOMINAL	MAXIMUM	UNITS	NOTE
Center Frequency	(Fo)	44.736	-	175	MHz	
Total Frequency Tolerance		-20	-	20	ppm	1
Operating Temperature Range		0	-	70	°C	
Supply Voltage	(Vcc)	3.135	3.3	3.465	Vdc	
Supply Current	(Icc)	-	-	60	mA	
Jitter (BW=10Hz to 20MHz)		-	-	5	pS RMS	
Jitter (BW=12kHz to 20MHz)		-	-	1	pS RMS	

**INPUT CHARACTERISTICS**

TABLE 3.0

PARAMETER		MINIMUM	NOMINAL	MAXIMUM	UNITS	NOTE
Disable Input Voltage (High)	(Vih)	2.275	-	-	Vdc	2
Enable Input Voltage (Low)	(Vil)	-	-	1.68	Vdc	2

**PECL OUTPUT CHARACTERISTICS**

TABLE 4.0

PARAMETER		MINIMUM	NOMINAL	MAXIMUM	UNITS	NOTE
LOAD		-	-	50	Ohms	3
Voltage (High)	(Voh)	2.275	-	-	Vdc	
(Low)	(Vol)	-	-	1.68	Vdc	
Duty Cycle		45	50	55	%	4
Rise / Fall Time 20% to 80%		-	-	1	nS	

**PACKAGE CHARACTERISTICS**

TABLE 6.0

Package	Non-hermetic package consisting of an FR4 substrate with grounded metal cover.
---------	--

**PROCESS RECOMMENDATIONS**

TABLE 8.0

Solder Reflow	The component solder used internal to this device has a melting point of 221°C. The peak temperature inside the device should be less than or equal to 220°C for a maximum of 10 seconds
Wash	Ultrasonic cleaning is not recommended.

Notes

- 1) Includes initial tolerance, deviation over temperature, supply and load variations, shock, vibration and 10 years aging.
- 2) When the oscillator is disabled, the true output is in a low state (Vol) and the complementary output is in the high state (Voh).
- 3) Output must be terminated into 50 ohms to Vcc - 2V or Thevenin equivalent.
- 4) Duty Cycle measured at 1.977V

**DESCRIPTION**

The Connor-Winfield FPLA542 is a fixed frequency, surface mount Crystal Controlled Oscillator (XO) designed for applications requiring low jitter and a  $\pm 20$ ppm overall stability. Operating at 3.3V supply voltage, the FPLA542 provides a LVPECL Output with enable/disable function.

**FEATURES**

- 3.3V OPERATION
- ENABLE/DISABLE
- LOW JITTER <1pS RMS
- OVERALL FREQUENCY TOLERANCE  $\pm 20$ PPM
- SURFACE MOUNT PACKAGE
- TAPE AND REEL PACKAGING

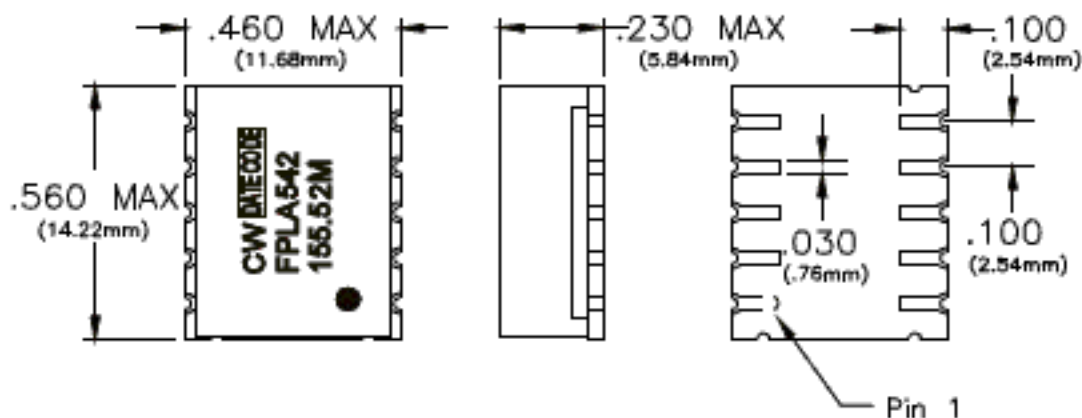
**ORDERING INFORMATION**

FPLA542 - 155.52MHz

CLOCK SERIES

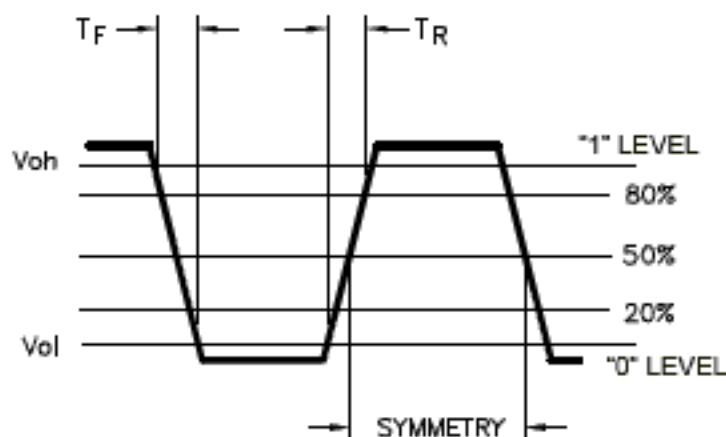
CENTER FREQUENCY

CRYSTAL CONTROLLED OSCILLATORS

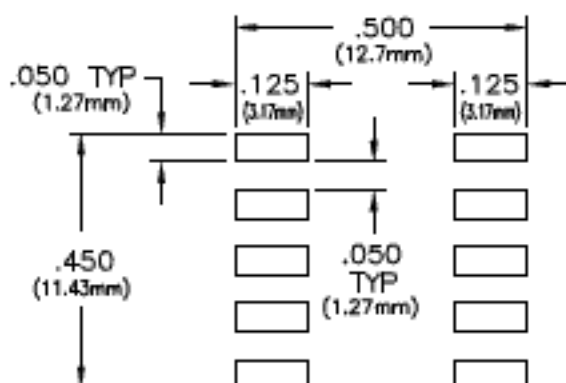


PIN	CONNECTION
1	N/C
2	ENABLE/DISABLE
3	N/C
4	GROUND
5	N/C
6	N/C
7	Q OUTPUT
8	N/C
9	Vcc
10	N/C

OUTPUT WAVEFORM



SUGGESTED PAD LAYOUT



TEST CIRCUIT

