

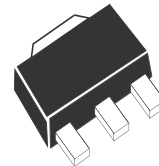
120V NPN SILICON HIGH VOLTAGE DARLINGTON TRANSISTOR

SUMMARY

$V_{CE0}=120V$; $V_{CE(sat)}= 1.3V$; $I_C= 1A$

DESCRIPTION

This new NPN Darlington transistor provides users with very efficient performance combining low $V_{CE(sat)}$ and very high H_{fe} to give extremely low on state losses at 120V operation. This makes it ideal for use in a variety of efficient driving functions including motors, lamps relays and solenoids and will also benefit circuits requiring high output current switching.



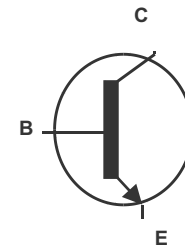
SOT 89

FEATURES

- Low Saturation Voltage
- H_{fe} min 3K @ 1A
- $I_C= -2A$ Continuous
- SOT89 package with $P_{tot} - 1W$
- Specification is also available in Eline and SOT223 package outlines

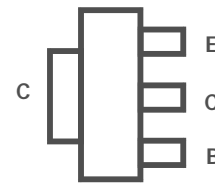
APPLICATIONS

- Various driving functions
 - Lamps
 - Motors
 - Relays and solenoids
- High output current switches



ORDERING INFORMATION

DEVICE	REEL SIZE (inches)	TAPE WIDTH (mm)	QUANTITY PER REEL
FCX705TA	7	12mm embossed	1000 units



Top View

DEVICE MARKING

705

FCX705

ABSOLUTE MAXIMUM RATINGS.

PARAMETER	SYMBOL	LIMIT NPN	UNIT
Collector-Base Voltage	V_{CBO}	-140	V
Collector-Emitter Voltage	V_{CEO}	-120	V
Emitter-Base Voltage	V_{EBO}	-10	V
Peak Pulse Current	I_{CM}	-4	A
Continuous Collector Current	I_C	-1	A
Power Dissipation at TA=25°C (a) Linear Derating Factor	P_D	1 8	W mW/°C
Power Dissipation at TA=25°C (b) Linear Derating Factor	P_D	2.8 22	W mW/°C
Operating and Storage Temperature Range	$T_J:T_{stg}$	-55 to +150	°C

THERMAL RESISTANCE

PARAMETER	SYMBOL	VALUE	UNIT
Junction to Ambient (a)	$R_{\theta JA}$	125	°C/W
Junction to Ambient (b)	$R_{\theta JA}$	45	°C/W

NOTES

(a) For a device surface mounted on 25mm x 25mm FR4 PCB with high coverage of single sided 1oz copper, in still air conditions

(b) For a device surface mounted on FR4 PCB measured at $t \leq 5$ secs.

FCX705

ELECTRICAL CHARACTERISTICS (at $T_{amb} = 25^{\circ}\text{C}$ unless otherwise stated).

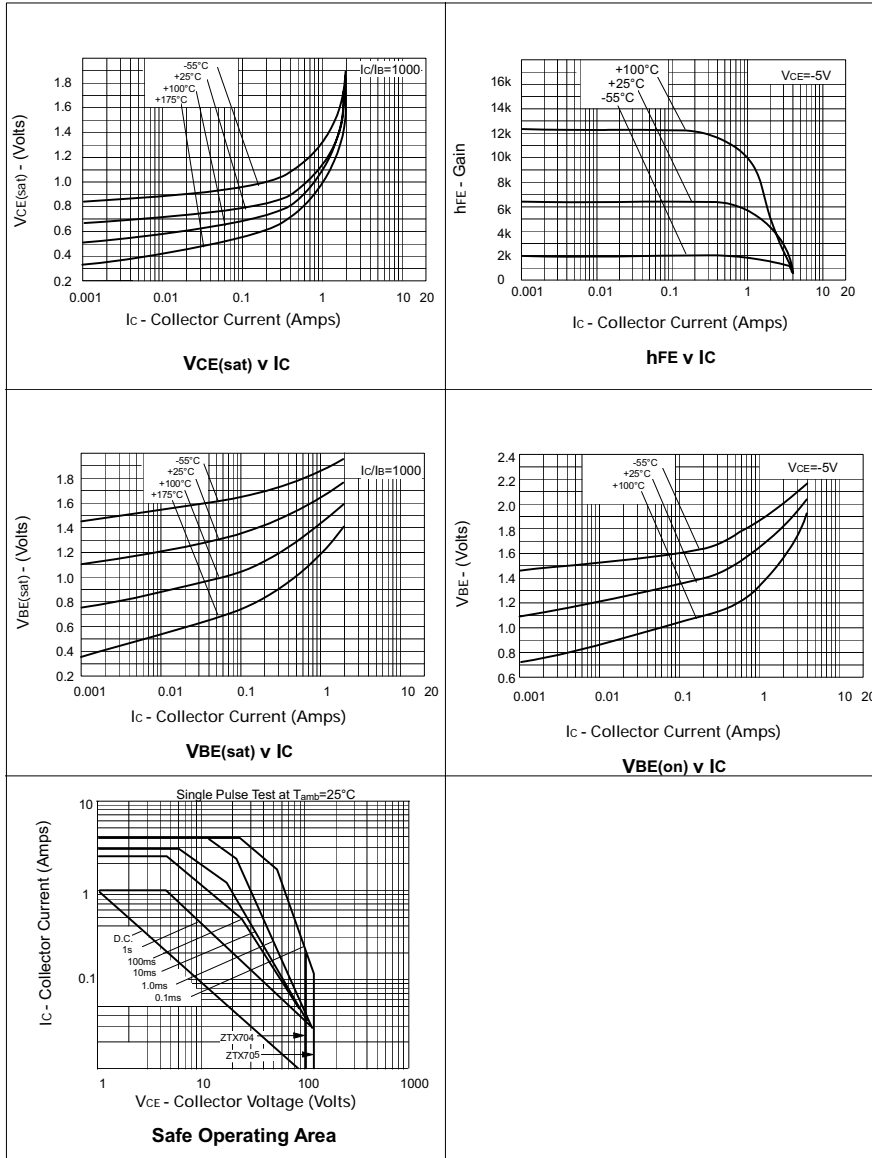
PARAMETER	SYMBOL	MIN.	TYP.	MAX.	UNIT	CONDITIONS.
Collector-Base Breakdown Voltage	$V_{(BR)CBO}$	-140			V	$I_C = -100\mu\text{A}$
Collector-Emitter Breakdown Voltage	$V_{(BR)CEO}$	-120			V	$I_C = -10\text{mA}^*$
Emitter-Base Breakdown Voltage	$V_{(BR)EBO}$	-10			V	$I_E = -100\mu\text{A}$
Collector Cut-Off Current	I_{CBO}			-100 -10	nA μA	$V_{CB} = -10\text{V}$ $V_{CB} = -120\text{V}$ $T_{amb} = 100^{\circ}\text{C}$
Emitter Cut-Off Current	I_{EBO}			-0.1	μA	$V_{EB} = -8\text{V}$
Collector Emitter Cut-Off Current	I_{CES}			-10	μA	$V_{CES} = -120\text{V}$
Collector-Emitter Saturation Voltage	$V_{CE(sat)}$			-1.3 -2.5	V V	$I_C = -1\text{A}, I_B = -1\text{mA}^*$ $I_C = -2\text{A}, I_B = -2\text{mA}^*$
Base-Emitter Saturation Voltage	$V_{BE(sat)}$			-1.8	V	$I_C = -1\text{A}, I_B = -1\text{mA}^*$
Base-Emitter Turn-On Voltage	$V_{BE(on)}$			-1.7	V	$I_C = -1\text{A}, V_{CE} = -5\text{V}^*$
Static Forward Current Transfer Ratio	h_{FE}	3K 3K 3K 2K		30K		$I_C = -50\text{mA}, V_{CE} = -5\text{V}^*$ $I_C = -500\text{mA}, V_{CE} = -5\text{V}^*$ $I_C = -1\text{A}, V_{CE} = -5\text{V}^*$ $I_C = -2\text{A}, V_{CE} = -5\text{V}^*$
Transition Frequency	f_T	160			MHz	$I_C = -100\text{mA}, V_{CE} = -10\text{V}$ $f = 20\text{MHz}$
Input Capacitance	C_{ibo}		90		pF	$V_{CB} = -500\text{mV}, f = 1\text{MHz}$
Output Capacitance	C_{obo}		15		pF	$V_{CB} = -10\text{V}, f = 1\text{MHz}$
Turn-On Time	$t_{(on)}$		0.6		μs	$I_C = -500\text{mA}, V_{CE} = -10\text{V}$ $I_{B1} = I_{B2} = -0.5\text{mA}$
Turn-Off Time	$t_{(off)}$		0.8		μs	$I_C = -500\text{mA}, V_{CE} = -10\text{V}$ $I_{B1} = I_{B2} = -0.5\text{mA}$

*Measured under pulsed conditions. Pulse width=300 μs . Duty cycle $\leq 2\%$

Nb. Spice parameter data is available upon request for this device.

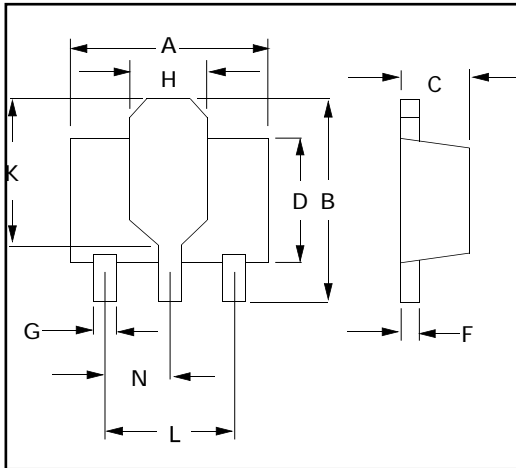
FCX705

NPN TYPICAL CHARACTERISTICS



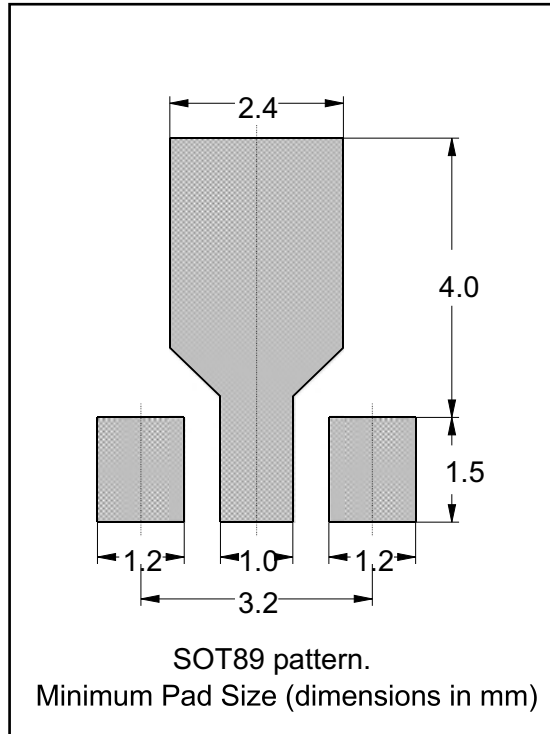
FCX705

PACKAGE DIMENSIONS



DIM	Millimetres		Inches	
	Min	Max	Min	Max
A	4.40	4.60	0.173	0.181
B	3.75	4.25	.150	0.167
C	1.40	1.60	0.550	0.630
D	-	2.60	-	0.102
F	0.28	0.45	0.011	0.018
G	0.38	0.55	0.015	0.022
H	1.50	1.80	0.060	0.072
K	2.60	2.85	0.102	0.112
L	2.90	3.10	0.114	0.112
N	1.4	1.60	0.055	0.063

PAD LAYOUT DETAILS



ZETEX Zetex plc.
Fields New Road, Chadderton, Oldham, OL9-8NP, United Kingdom.
Telephone: (44)161 622 4422 (Sales), (44)161 622 4444 (General Enquiries)
Fax: (44)161 622 4420

Zetex GmbH
Streitfeldstraße 19
D-81673 München
Germany

Telephone: (49) 89 45 49 49 0
Fax: (49) 89 45 49 49 49

Zetex Inc.
Suite 315
700 Veterans Memorial Highway
Hauppauge NY 11788
USA

Telephone: (631) 543-7100
Fax: (631) 864-7630

Zetex (Asia) Ltd.
3701-04 Metroplaza, Tower 1
Hing Fong Road,
Kwai Fong
Hong Kong
Telephone: (852) 26100 611
Fax: (852) 24250 494

These are supported by
agents and distributors in
major countries world-wide
© Zetex plc 2001

www.zetex.com

This publication is issued to provide outline information only which (unless agreed by the Company in writing) may not be used, applied or reproduced for any purpose or form part of any order or contract or be regarded as a representation relating to the products or services concerned. The Company reserves the right to alter without notice the specification, design, price or conditions of supply of any product or service.

ISSUE 2 - AUGUST 2001