

50 Amp. Glass Passivated Bridge Rectifier

<p>Dimensions in mm.</p>	<p>Voltage 50 to 600 V</p> <p>Current 50 A</p>
	<ul style="list-style-type: none"> • Glass Passivated Junction • UL recognized under component index file number E130180 • Terminals: FASTON • Max. Mounting Torque: 25 Kg x cm <p>Lead and polarity identifications High surge current capability</p>

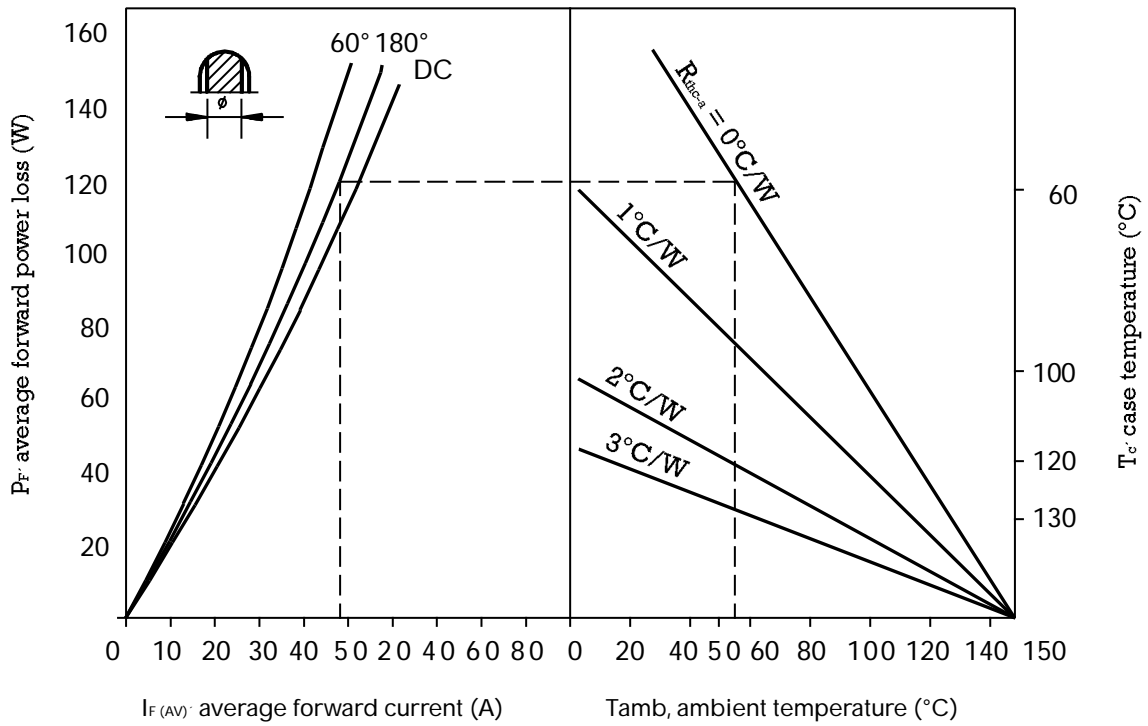
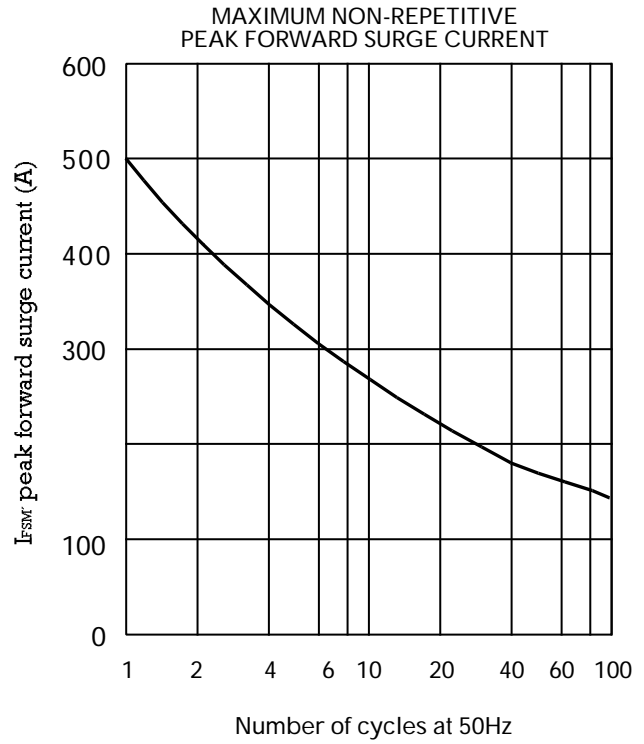
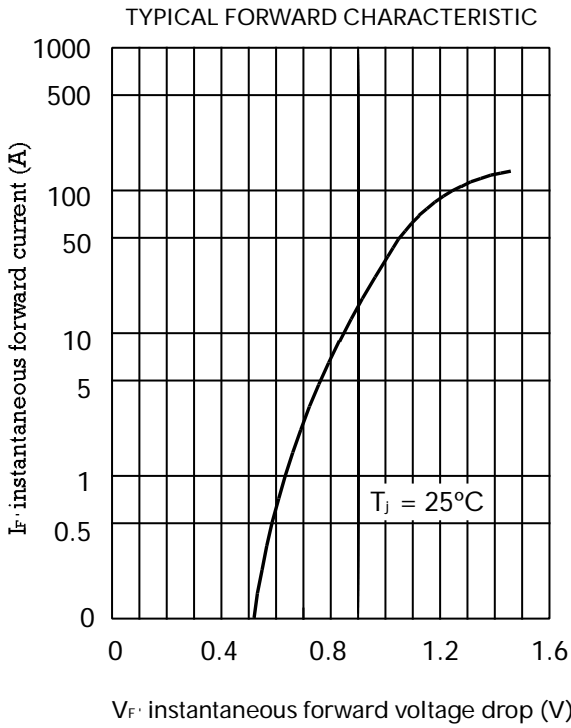
Maximum Ratings, according to IEC publication No. 134

		FB 5000	FB 5001	FB 5002	FB 5004	FB 5006
V_{RRM}	Peak Recurrent Reverse Voltage (V)	50	100	200	400	600
V_{RMS}	Maximum RMS Voltage (V)	35	70	140	280	420
V_R	Recommended Input Voltage (V)	20	40	80	125	250
$I_{F(AV)}$	Max. forward current R-load: At T case = 55 °C At T case = 90 °C With Al Square Chassis (200 cm ² x 3 mm.) Tamb = 45 °C	50 A 35 A 16 A				
I_{FRM}	Recurrent peak forward current	150 A				
I_{FSM}	10 ms. peak forward current	500 A				
I^2t	I^2t value for fusing (t = 10 ms)	1250 A ² sec				
T_j	Operating temperature range	- 55 to + 150 °C				
T_{stg}	Storage temperature range	- 55 to + 150 °C				

Electrical Characteristics at Tamb = 25 °C

V_F	Max. forward voltage drop per element at $I_F = 25$ A	1.1 V
I_R	Max. reverse current per element at V_{RRM} d.c.	5 μ A
R_{thj-c}	Typical thermal resistance junction to case	1.2 °C/W
	Isolation voltage from case to leads	2500 Vac

Characteristic Curves



Interrelation between power dissipation and the max. allowable ambient temperature.