

高速整流ダイオード

FAST RECOVERY DIODE

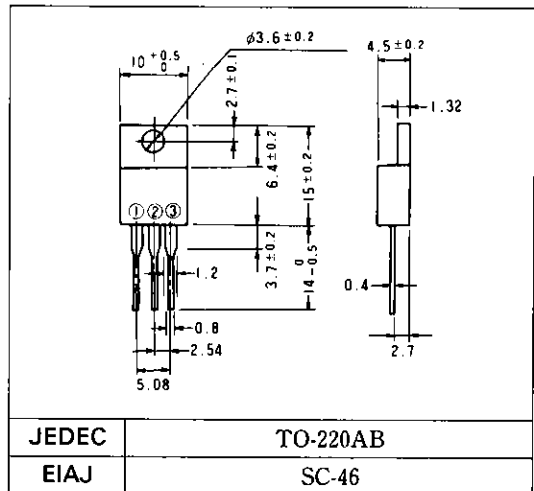
■ 特長 : Features

- 逆回復波形がソフトなためノイズが低い
Soft recovery, low noise.
- 高信頼性
High reliability

■ 用途 : Applications

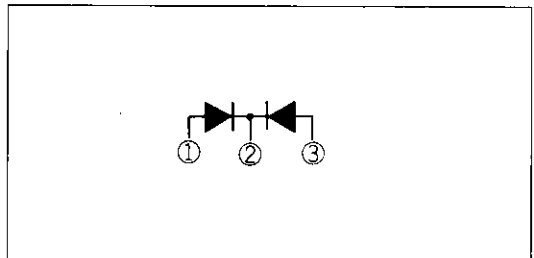
- 高速電力スイッチング
High speed power switching.

■ 外形寸法 : Outline Drawings



■ 電極接続

Connection Diagram



■ 定格と特性 : Maximum Ratings and Characteristics

● 絶対最大定格 : Absolute Maximum Ratings

Items	Symbols	Conditions	Ratings	Units
			-02	
ピーク繰り返し逆電圧 Repetitive Peak Reverse Voltage	V_{RRM}		200	V
ピーク非繰り返し逆電圧 Non-Repetitive Peak Reverse Voltage	V_{RSM}		200	V
平均出力電流 Average Output Current	I_o	方形波, $duty = 1/2$, $T_c = 110^\circ C$ Square wave	5*	A
サージ電流 Surge Current	I_{FSM}	正弦波 Sine wave 10ms	30	A
接合温度 Operating Junction Temperature	T_j		-40 ~ +150	$^\circ C$
保存温度 Storage Temperature	T_{stg}		-40 ~ +150	$^\circ C$

* センタータップ平均出力電流

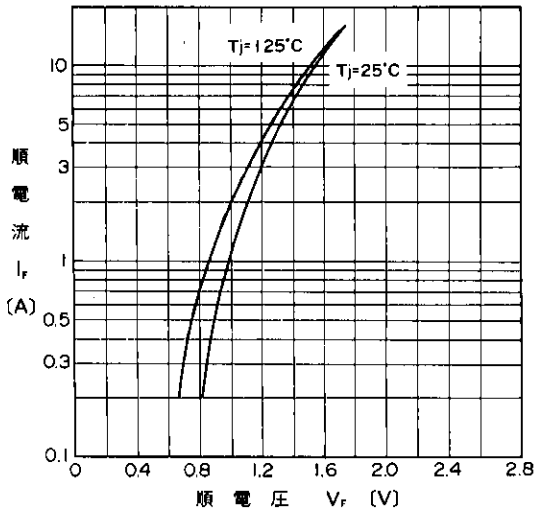
* average forward current of centertap full wave connection

● 電気的特性 (特に指定がない限り周囲温度 $T_a = 25^\circ C$ とする)

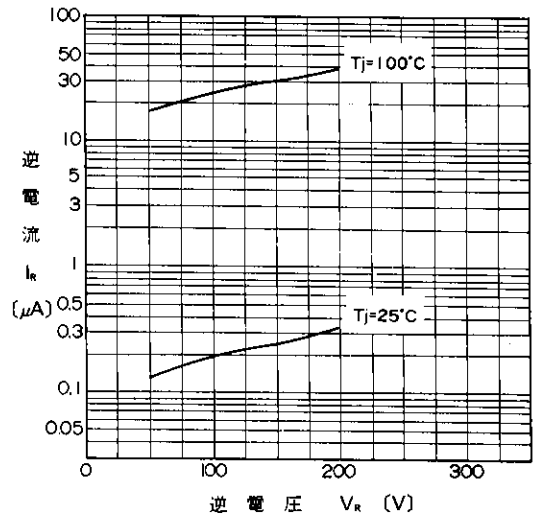
Electrical Characteristics ($T_a = 25^\circ C$ Unless otherwise specified)

Items	Symbols	Conditions	Max.	Units
順電圧 Forward Voltage Drop	V_{FM}	$I_{FM} = 2.5A$	1.4	V
逆電流 Reverse Current	I_{RRM}	$V_R = V_{RRM}$	100	μA
逆回復時間 Reverse Recovery Time	t_{rr}	$I_F = 0.1A, I_R = 0.1A$	100	ns
		$I_F = 0.1A, I_R = 0.2A, I_{rec} = 0.05A$	45	
熱抵抗 Thermal Resistance	$R_{th(j-c)}$	接合・ケース間 junction to case	5.0	$^\circ C/W$

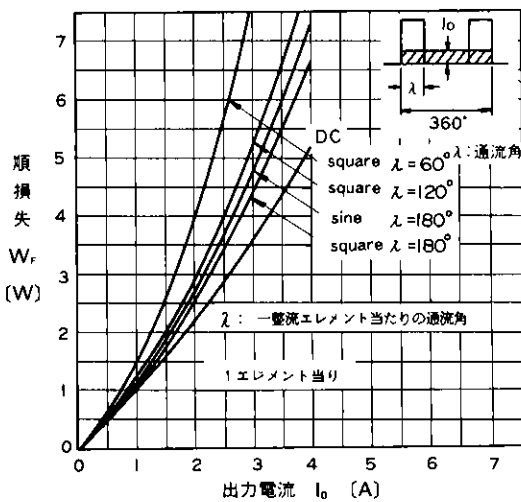
■特性曲線：Characteristics



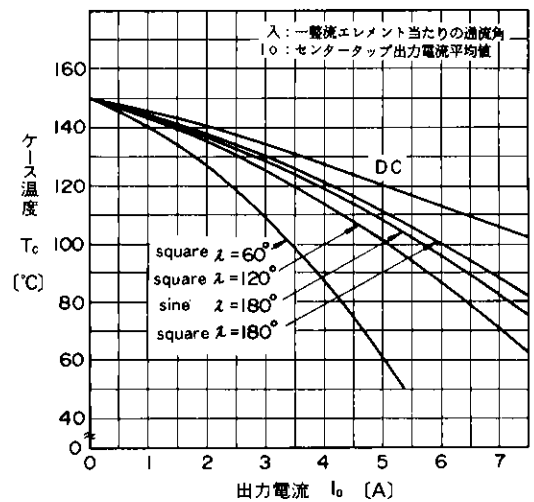
順特性 (代表特性)
Forward Characteristics



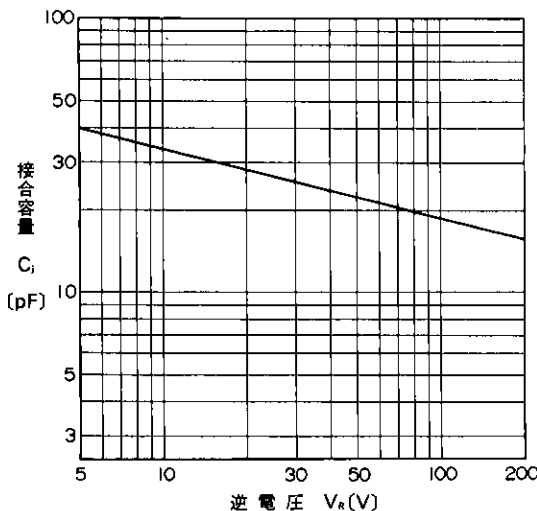
逆特性 (代表特性)
Reverse Characteristics



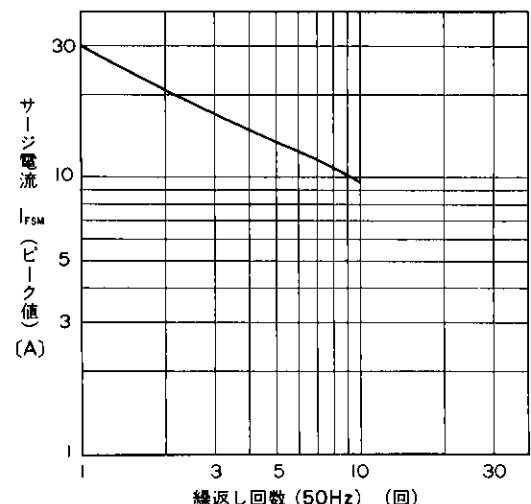
順損失特性
Forward Power Dissipation



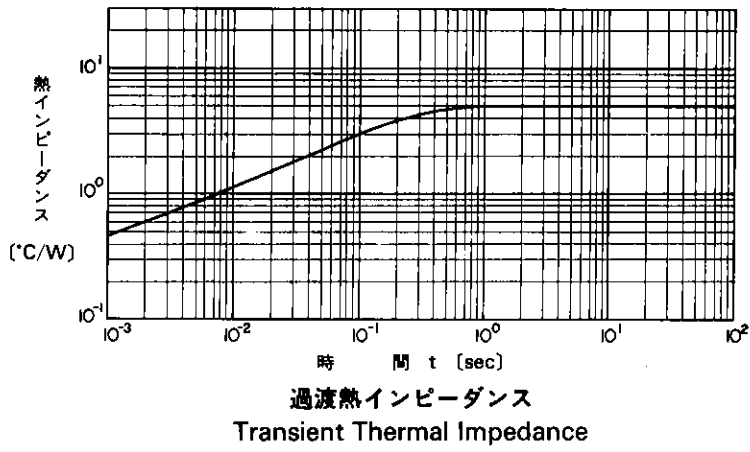
出力電流-ケース温度特性
Output Current-Case Temperature



接合容量特性(代表特性)
Junction Capacitance Characteristics



サージ電流耐量
Surge Capability



A

For more information, contact:

Collmer Semiconductor, Inc.

P.O. Box 702708

Dallas, TX 75370

972-733-1700

972-381-9991 Fax

<http://www.collmer.com>