


E-Series 75 Ohm Coupler 5 - 870 MHz



Features

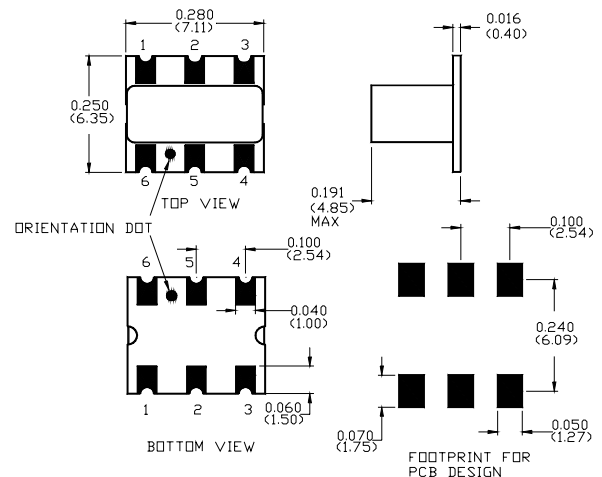
- Low Intermod Distortion
- Coupling 17db Typical
- Surface Mount
- Tape and Reel Packaging available



Description

M/A-COM's ELDC-17LI is a high performance 75 Ohm Coupler, in a SM-103 low cost, surface mount package. The ELDC-17LI is specifically designed for extremely low intermod distortion in CATV applications.

SM-103 Package



Electrical Specifications @25°C

Frequency Range	5 - 870 MHz	Units	Nominal	Typical	Minimum	Maximum
Mainline Loss	5 - 40 MHz	dB	—	0.5	—	0.8
	40 - 870 MHz	dB	—	0.6	—	1.0
Coupling	5 - 40 MHz	dB	17.5	—	—	± 0.7
	40 - 870 MHz	dB	17.5	—	—	± 0.5
Coupling Flatness		dB	—	—	—	1.0
Directivity	5 - 40 MHz	dB	—	25	20	—
	40 - 870 MHz	dB	—	15	10	—
Input Return Loss	5 - 40 MHz	dB	—	25	20	—
	40 - 870 MHz	dB	—	25	22	—
Output Return Loss	5 - 40 MHz	dB	—	23	20	—
	40 - 870 MHz	dB	—	30	23	—
Coupled Return Loss	5 - 40 MHz	dB	—	26	20	—
	40 - 870 MHz	dB	—	26	20	—

Please Note that the photograph above indicates package shape only, unit may be wired differently.


V1.00 S 1486 A



M/A-COM Division of AMP Incorporated ■ North America: Tel. (800) 366-2266, Fax (800) 618-8883 ■ Asia/Pacific: Tel. +85 2 2111 8088, Fax +85 2 2111 8087 ■ Europe: Tel. +44 (1344) 869 595, Fax+44 (1344) 300 020

www.macom.com

AMP and Connecting at a Higher Level are trademarks.
Specifications subject to change without notice.



Operating Characteristics

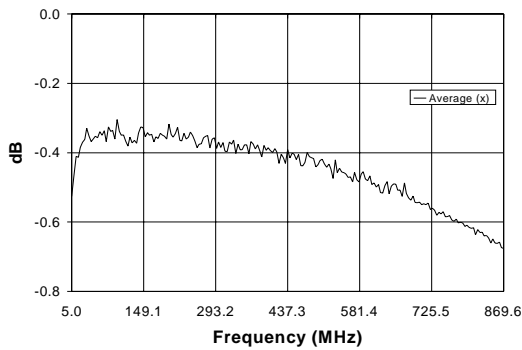
Function	Pin No.
Input	6
Output	1
Coupled	4
Ground	5
Not Connected	2
External 75 Ohms	3

Absolute Maximum Ratings

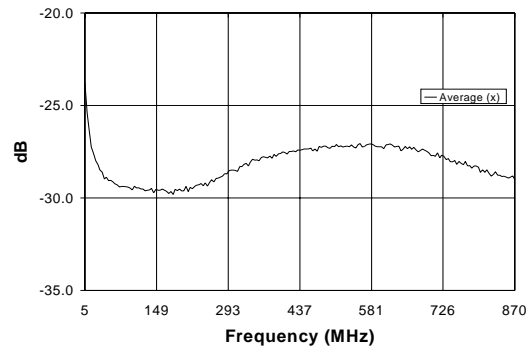
Parameter	Absolute Maximum
RF Power	250 mW
DC Current	30 mA
Pin Temperature (10 sec)	260°C
Operating/Storage Temperature	-40°C to +85°C

Typical Performance @ 25°C

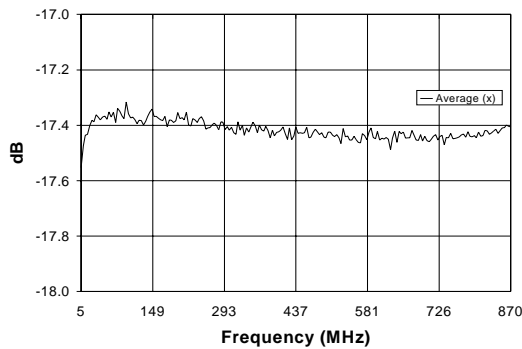
Mainline Loss



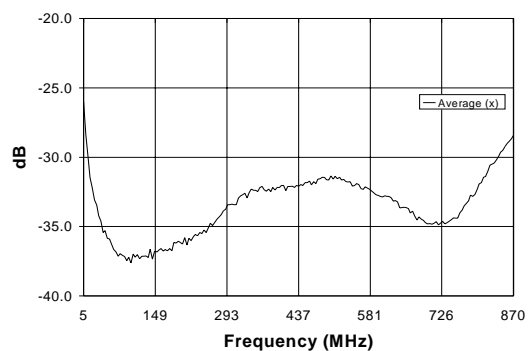
Input Return Loss



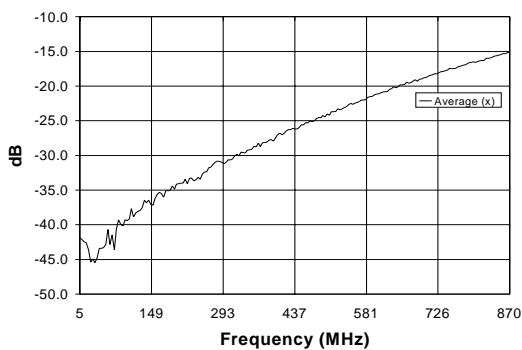
Coupling



Output Return Loss



Directivity



Coupled Port Return Loss

