

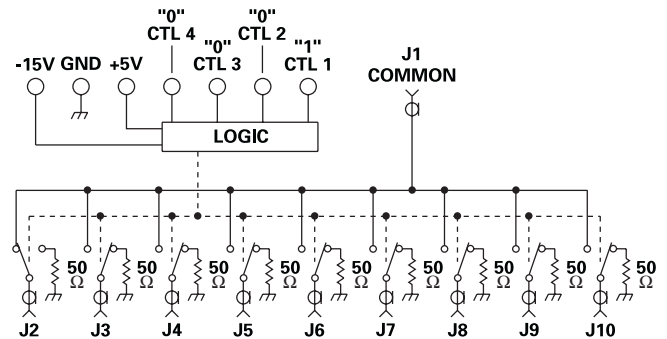
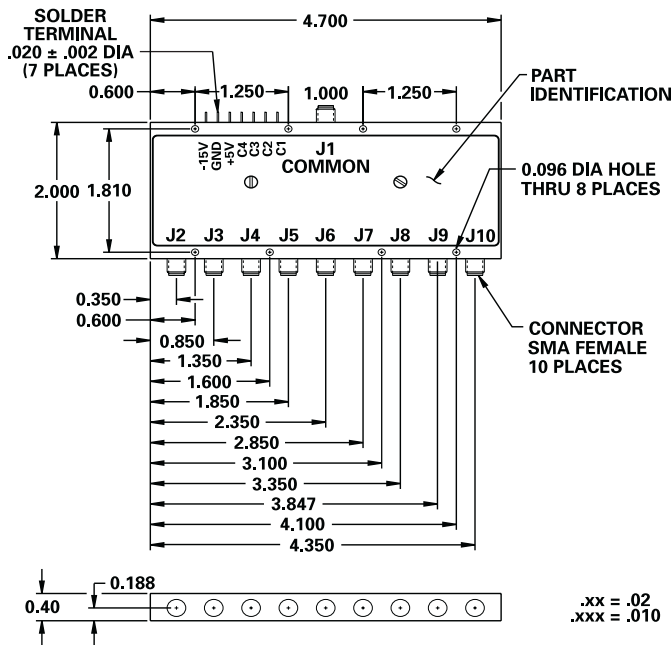
MODEL NUMBER DSW96213

Switch SP9T

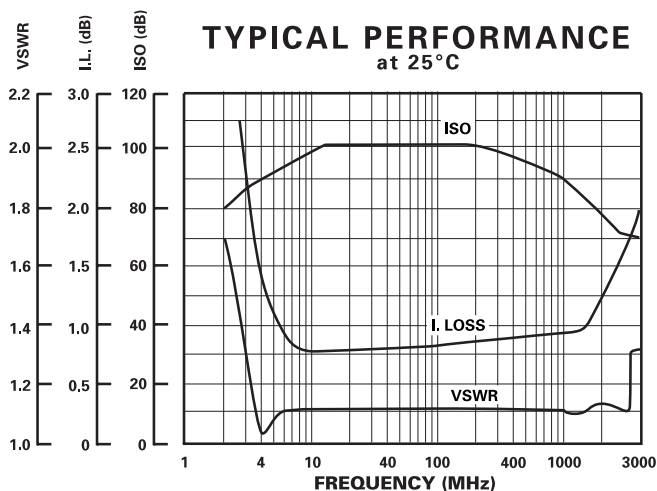
FEATURES

- 150 - 2000 MHz
- High Isolation, 76 dB typ
- Low Insertion Loss, 1.4 dB typ
- Non-Reflective
- SMA Connectors

SP9T



LOGIC TABLE				
CTL 4	CTL 3	CTL 2	CTL 1	J1 COMMON TO
0	0	0	1	J2
0	0	1	0	J3
0	0	1	1	J4
0	1	0	0	J5
0	1	0	1	J6
0	1	1	0	J7
0	1	1	1	J8
1	0	0	0	J9
1	0	0	1	J10
ALL OTHERS				INVALID



GUARANTEED PERFORMANCE

Parameter	Min	Typ	Max	Units	Conditions
Operating Frequency	150		2000	MHz	
DC Current		50	75	mA	At +5 VDC Supply
		44	60	mA	At -15 VDC Supply
Control Type			TTL		See Logic Chart
Control Current	High	±1	±100	µA	V _{IH} = +2.7 V
	Low	±1	±100	µA	V _{IL} = +0.5 V
Isolation	60	76		dB	
Insertion Loss		1.2	1.5	dB	150 - 1000 MHz
		1.4	2.0	dB	1000 - 1500 MHz
		1.65	2.5	dB	1500 - 2000 MHz
VSWR	Thur	1.2/1	1.5/1		
	Termination	1.1/1	1.5/1		
Impedance		50		OHMS	
Switching Speed		0.63	5.0	µSEC	50% TTL to 90% / 10% RF
Transition (Rise/Fall) Time		250		nSEC	10% / 90% or 90% / 10% RF
Switching (Video) Transients		1.3		V	Peak Value
Intercept Points	2nd	+77		dBm	
	3rd	+42		dBm	
RF Power	Operate	+25	+20	dBm	0.1 dB Compression
	No Damage		+30	dBm	At All Switch Positions Only
Operating Temperature	-28	+25	+90	°C	TA