

# Power Schottky Rectifier with common cathode

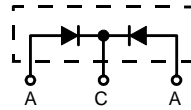
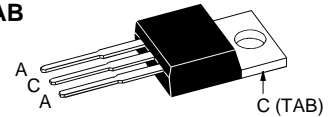
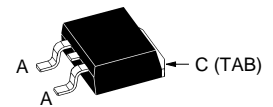
$$I_{FAV} = 2 \times 15 \text{ A}$$

$$V_{RRM} = 60 \text{ V}$$

$$V_F = 0.52 \text{ V}$$

## Preliminary Data

$V_{RSM}$	$V_{RRM}$	Type
V	V	
60	60	DSSK 28-006B
60	60	DSSK 28-006BS


**TO-220 AB**  
(B-Type)

**TO-263 AB**  
(BS-Type)


A = Anode, C = Cathode, TAB = Cathode

Symbol	Conditions	Maximum Ratings	
$I_{FRMS}$		35	A
$I_{FAV}$	$T_C = 135^\circ\text{C}$ ; rectangular, $d = 0.5$	15	A
$I_{FAV}$	$T_C = 135^\circ\text{C}$ ; rectangular, $d = 0.5$ ; per device	30	A
$I_{FSM}$	$T_{VJ} = 45^\circ\text{C}$ ; $t_p = 10 \text{ ms}$ (50 Hz), sine	300	A
$E_{AS}$	$I_{AS} = \text{tbd A}$ ; $L = 180 \mu\text{H}$ ; $T_{VJ} = 25^\circ\text{C}$ ; non repetitive	tbd	mJ
$I_{AR}$	$V_A = 1.5 \cdot V_{RRM}$ typ.; $f = 10 \text{ kHz}$ ; repetitive	tbd	A
$(dv/dt)_{cr}$		tbd	V/ $\mu\text{s}$
$T_{VJ}$		-55...+150	$^\circ\text{C}$
$T_{VJM}$		150	$^\circ\text{C}$
$T_{stg}$		-55...+150	$^\circ\text{C}$
$P_{tot}$	$T_C = 25^\circ\text{C}$	115	W
$M_d$	mounting torque (Version B only)	0.4...0.6	Nm
Weight	typical	2	g

### Features

- International standard package
- Very low  $V_F$
- Extremely low switching losses
- Low  $I_{RM}$ -values
- Epoxy meets UL 94V-0

### Applications

- Rectifiers in switch mode power supplies (SMPS)
- Free wheeling diode in low voltage converters

### Advantages

- High reliability circuit operation
- Low voltage peaks for reduced protection circuits
- Low noise switching
- Low losses

Dimensions see outlines.pdf

Symbol	Conditions	Characteristic Values	
		typ.	max.
$I_R$ ①	$T_{VJ} = 25^\circ\text{C}$ ; $V_R = V_{RRM}$		20 mA
	$T_{VJ} = 100^\circ\text{C}$ ; $V_R = V_{RRM}$		50 mA
$V_F$	$I_F = 15 \text{ A}$ ; $T_{VJ} = 125^\circ\text{C}$		0.52 V
	$I_F = 15 \text{ A}$ ; $T_{VJ} = 25^\circ\text{C}$		0.56 V
	$I_F = 30 \text{ A}$ ; $T_{VJ} = 125^\circ\text{C}$		0.69 V
$R_{thJC}$		1.1	K/W
$R_{thCH}$	(Version B only)	0.5	K/W

Pulse test: ① Pulse Width = 5 ms, Duty Cycle < 2.0%  
Data according to IEC 60747 and per diode unless otherwise specified

IXYS reserves the right to change limits, test conditions and dimensions.