

APPLICATIONS

- ✓ High Speed Video Camera
- ✓ Coaxial Ethernet
- ✓ High Speed Data Lines

IEC COMPATIBILITY (EN61000-4)

- ✓ 61000-4-5 (Surge): 24A, 8/20 μ s - Level 2(Line-Gnd) & Level 3(Line-Line)

FEATURES

- ✓ BNC Connection
- ✓ Low Capacitance
- ✓ Completely Enclosed Aluminum Housing
- ✓ Low Clamping Voltage
- ✓ Nanosecond Response Time
- ✓ Long Life and Maintenance Free
- ✓ Finger Safe Connectors
- ✓ Fully Shielded Case

MECHANICAL CHARACTERISTICS

- ✓ Metal Package
- ✓ Weight: 161 Grams (Approximate)
- ✓ Device Marking: Part Number, Logo & Date Code

DESCRIPTION

The CX12 series is a two stage, hybrid surge protector designed to protect interfacing equipment from induced lightning or switching transients. The multistage technique has proven to be the most cost effective and reliable method for protecting sensitive electronic equipment. Employing state-of-the-art avalanche junction diode technology, these devices provide superior performance for video, Ethernet, Token Ring or other LAN interface systems. They are in-line modules with easy interconnecting terminals. A completely enclosed aluminum housing provides EMC shielding to meet industry standard requirements. The enclosure has two female BNC type connections for easy installation. The case is grounded for those installations that require external ground connections.



FIGURE 1
TRANSIENT VOLTAGE THREAT
CONDITION

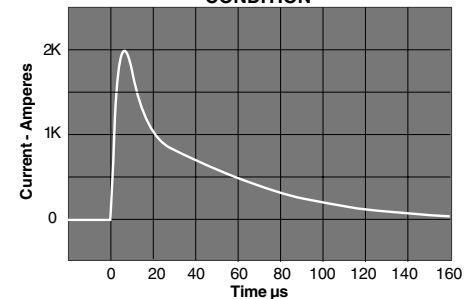
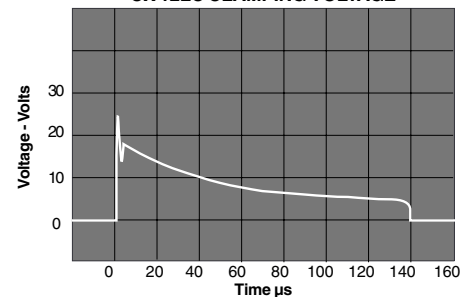


FIGURE 2
CX12LC CLAMPING VOLTAGE



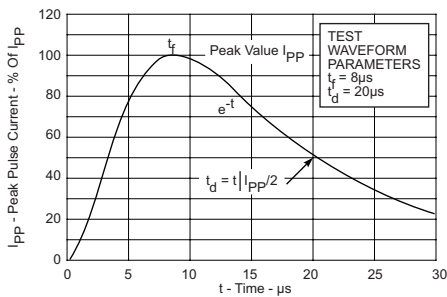
Figures 1 and 2 are photographs of digitized waveforms showing a typical transient voltage and the clamping action of the CX12LC module. The device was subjected to a 2000A, 8/20 μ s impulse waveform in accordance with ANSI C62.36. The CX12 has an operating frequency range up to 10MHz and the CX12LC up to 100MHz.

CX12 thru CX12LC

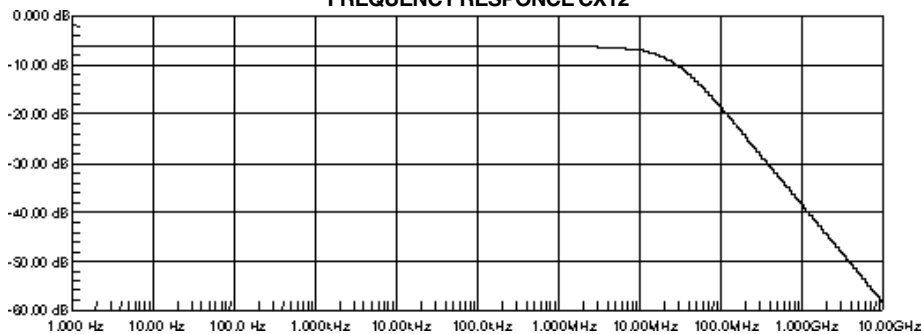
DEVICE CHARACTERISTICS

MAXIMUM RATINGS @ 25°C		ELECTRICAL CHARACTERISTICS @ 25°C			
Peak Operating Line Voltage (V_{OP})	±12 V	PART NUMBER	MAXIMUM CLAMPING VOLTAGE Line-Ground	MAXIMUM LINE THRUPTUT RESISTANCE	TYPICAL CAPACITANCE
Operating Line Current (I_O)	200mA				
Maximum Transient Voltage	20kV	CX12	500A @ 8/20µs	R OHMS	@ 0V, 1 MHz C pF
Maximum Transient Current	3000A (8/20µs)				
Maximum Leakage Current	5µA	CX12LC	24	3	200
CX12 Frequency Responce -3 dB	@ 30MHz		28	10	25
CX12LC Frequency Responce -3 dB	@ 200MHz				
Operating & Storage Temperature	-40° to +85°C				
Response Time	< 10 ns				

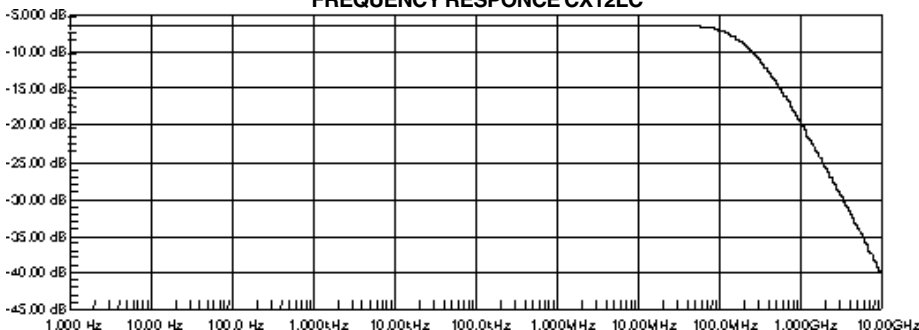
**FIGURE 4
PULSE WAVE FORM**



**FIGURE 5
FREQUENCY RESPONSE CX12**



**FIGURE 6
FREQUENCY RESPONSE CX12LC**



**FIGURE 3
LINEAR VS NON-LINEAR CAPACITANCE**

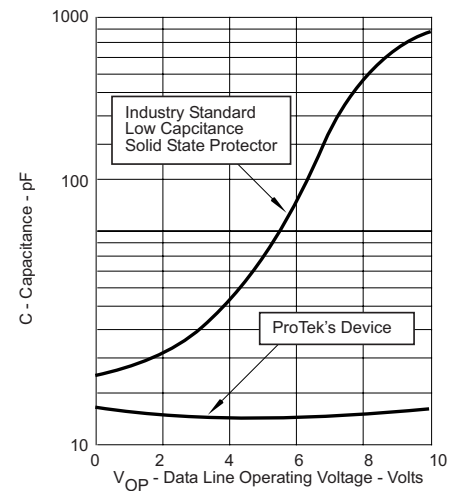
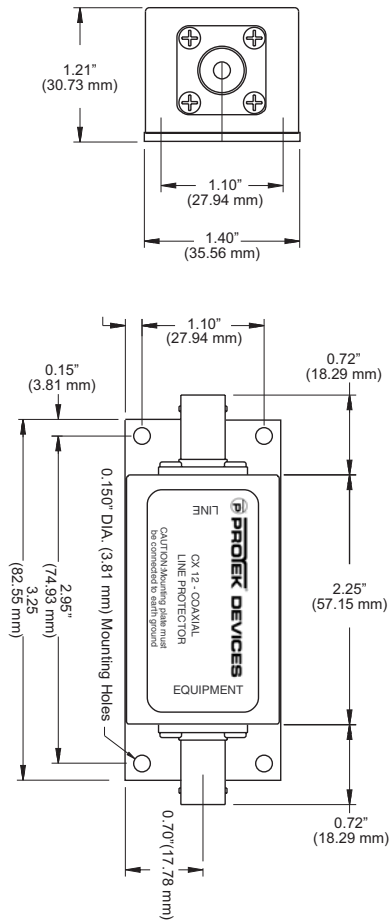


Figure 3 shows a comparison of capacitance between a industrial standard device (Top Line) and the ProTek Device CX12LC (Bottom Line). Due to the drastic change in the capacitance of the product (Top Line), signal distortion, loss of data or even access into the computer may be a problem.

CX12 thru CX12LC

PACKAGE OUTLINE & DIMENSIONS



INSTALLATION

The CX12 series is designed with a female BNC type connector on both ends for easy installation. Disconnect the video or data line from the sensitive equipment. Insert the CX12 in the line near the AC power outlet of the equipment to be protected. Install a cable in between the CX12 and the equipment to be protected. Attach a ground wire between the case of the CX12 and the equipment AC power ground, or to the coax shield as required.

COPYRIGHT © ProTek Devices 2003

SPECIFICATIONS: ProTek reserves the right to change the electrical and or mechanical characteristics described herein without notice (except JEDEC).

DESIGN CHANGES: ProTek reserves the right to discontinue product lines without notice, and that the final judgement concerning selection and specifications is the buyer's and that in furnishing engineering and technical assistance, ProTek assumes no responsibility with respect to the selection or specifications of such products.

ProTek Devices
2929 South Fair Lane, Tempe, AZ 85282
Tel: 602-431-8101 Fax: 602-431-2288
E-Mail: sales@protekdevices.com
Web Site: www.protekdevices.com