


CT05 Series Molded Switch



CT05 Series

The CT05 is a molded dry reed switch. It is single-pole, single throw (SPST) type, having normally open ruthenium contacts.

The sensor is a double-ended type and may be actuated with an electromagnet, a permanent magnet or a combination of both.

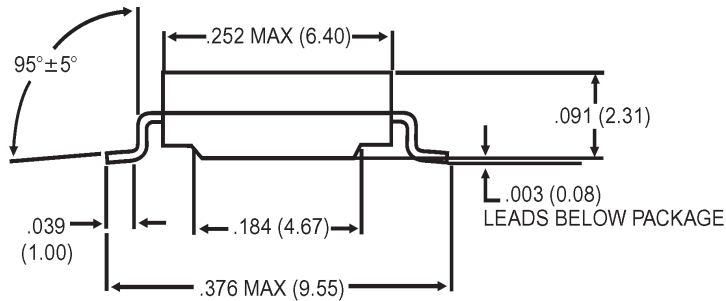
The device is designed for SMD mounting and is available in Gull Wing or J-lead configurations.

CT05 Series Features

- ◆ Ideal for SMD pick and place
- ◆ Tape and reel packaging
- ◆ 5W rating
- ◆ Rugged encapsulation
- ◆ Excellent lifetime and reliability

Applications:

- ◆ Proximity Sensor
- ◆ Medical Applications
- ◆ Hearing Aids
- ◆ Pulse Counter

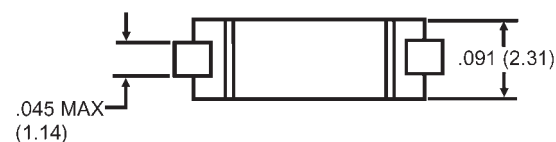
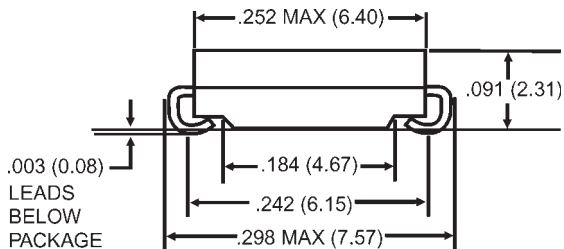


Test Coil
The Magnetic sensitivity of the CT05 sensors is defined in a special test coil. Consult factory for details.



CT05-XXXX-G1

Dimensions in Inches (Millimeters)



CT05-XXXX-J1

ORDERING INFORMATION

A complete part number is represented by the digits to the right of the CT05 series prefix followed by a suffix as shown below.

Example: CT05-2550-G1 is

- a CT05 sensor (5mm encapsulated switch)
- with a sensitivity range from 25 to 50AT
- lead ends are formed according to the G1 version
- * CT05XXXX (0001-1999) without a suffix is a customer special.

CT05-XXXX-YY

Lead Configuration Subset:

G1 for Gull Wing version

J1 for J-Lead version

AT Range
(after mold & lead form)

Series

CT05 Series Molded Switch

Model Number		CT05-XXXX-G1	CT05-XXXX-J1
Parameters	Units		
OPERATING CHARACTERISTICS			
Operate Range	AT	25-50	25-50
Release Range	AT	5-45	5-45
ELECTRICAL CHARACTERISTICS			
Switched Power (max)	W	5	5
Switched Voltage DC (max)	V	140	140
Switched Voltage AC, RMS value (max)	V	100	100
Switched Current DC (max)	mA	350	350
Switched Current AC, RMS value (max)	mA	250	250
Carry Current DC (max)	A	0.5	0.5
Breakdown Voltage (min)	V	230	230
Contact Resistance (initial max)	m Ω	160	160
Contact Resistance (initial typ.)	m Ω	140	140
Insulation Resistance (min)	MΩ	10 ⁶	10 ⁶
ENVIRONMENTAL RATINGS			
Storage Temperature	°C	-40 to +125	-40 to +125
Operating Temperature	°C	-40 to +125	-40 to +125
Soldering Temperature ¹	°C	226	226
Vibration	G	10	10
Shock	G	100	100

Note: Specifications are based on standard switch. Contact factory for other possibilities.

Notes:

¹Surface mount component processing temperature: 438°F(226°C) max for 1 minute dwell time. Temperature measured on leads where lead exits molded package.)