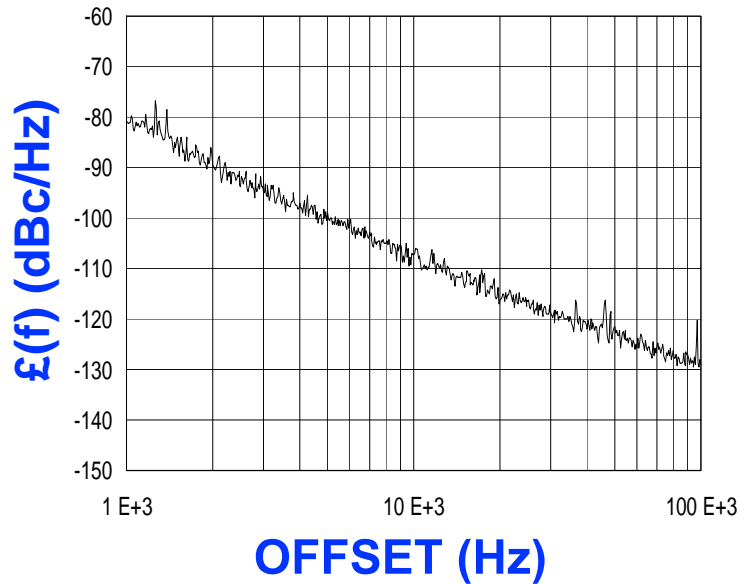


**PHASE NOISE (1 Hz BW, typical)**



FEATURES
<ul style="list-style-type: none"> <li>• Frequency Range: 1213 - 1341 MHz</li> <li>• Tuning Voltage: 0.5-4.5 Vdc</li> <li>• MINI-14S-L - Style Package</li> </ul>
APPLICATIONS
<ul style="list-style-type: none"> <li>• Digital Radios</li> <li>• Satellite Communications</li> <li>• Basestations</li> </ul>

PERFORMANCE SPECIFICATIONS	VALUE	UNITS
Oscillation Frequency Range	1213 - 1341	MHz
Phase Noise @ 10 kHz offset (1 Hz BW, typ.)	-108	dBc/Hz
Harmonic Suppression (2nd, typ.)	-15	dBc
Tuning Voltage	0.5-4.5	Vdc
Tuning Sensitivity (avg.)	38	MHz/V
Power Output	2.5±2.5	dBm
Load Impedance	50	Ω
Input Capacitance (max.)	100	pF
Pushing	<1	MHz/V
Pulling (14 dB Return Loss, Any Phase)	<1	MHz
Operating Temperature Range	-40 to 85	°C
Package Style	MINI-14S-L	

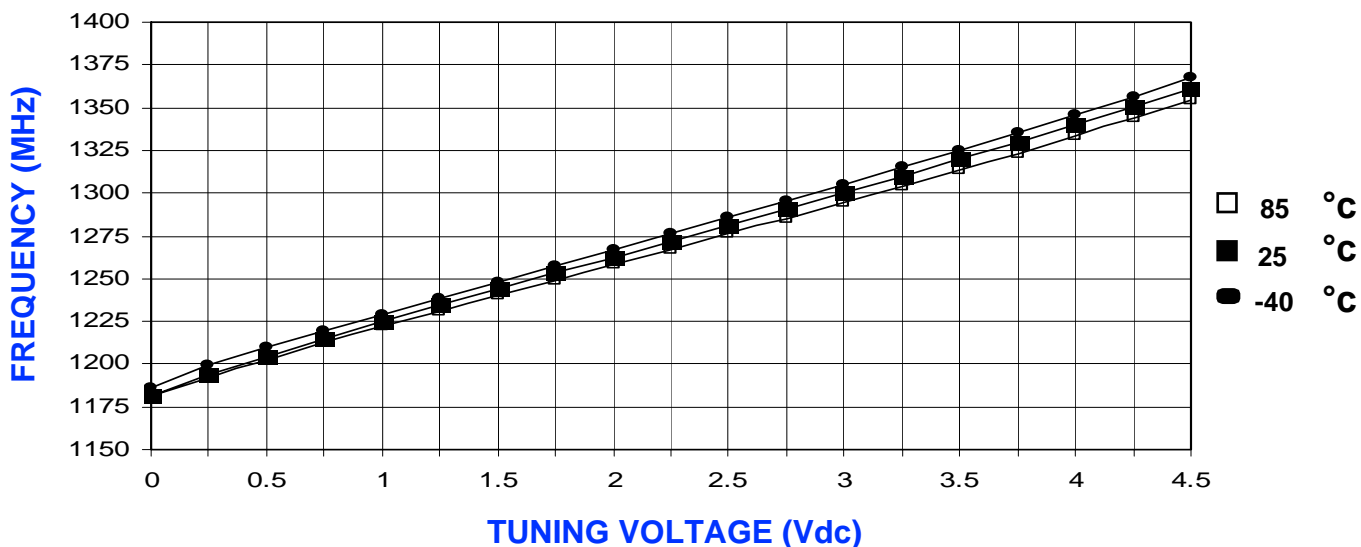
POWER SUPPLY REQUIREMENTS	VALUE	UNITS
Supply Voltage (Vcc, nom.)	5	Vdc
Supply Current (Icc, typ.)	22	mA

All specifications are typical unless otherwise noted and subject to change without notice.

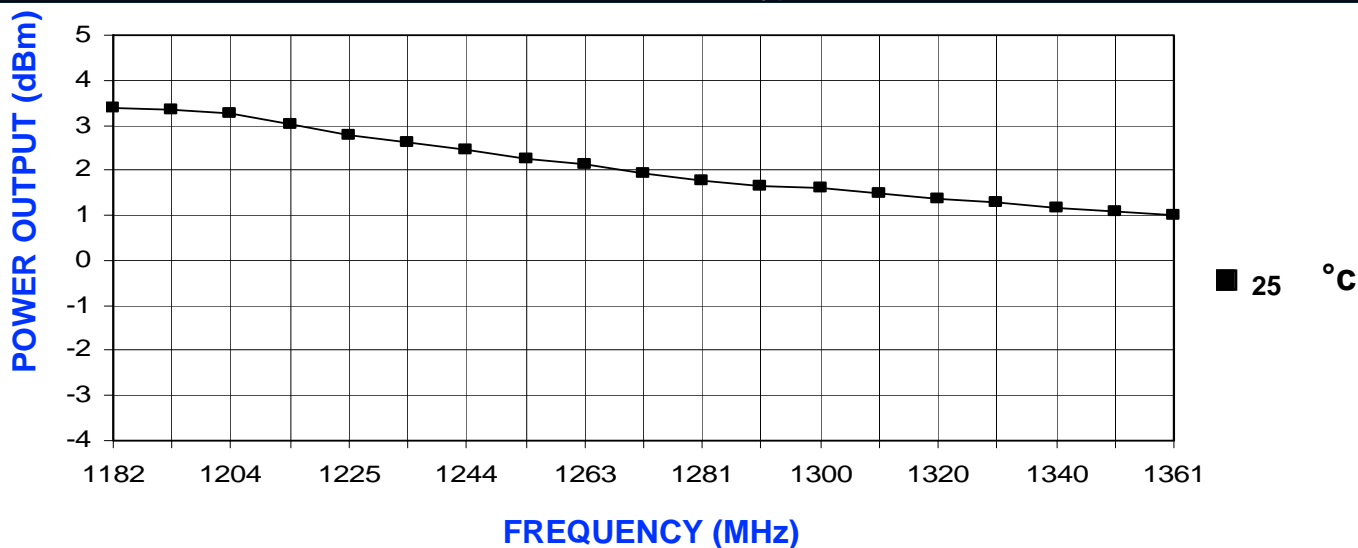
APPLICATION NOTES
<ul style="list-style-type: none"> <li>• AN-100/1 : Mounting and Grounding of VCOs</li> <li>• AN-102 : Proper Output Loading of VCOs</li> <li>• AN-107 : How to Solder Z-COMM VCOs</li> </ul>

**NOTES:**

**TUNING CURVE, typ.**



**POWER CURVE, typ.**



**PHYSICAL DIMENSIONS**

