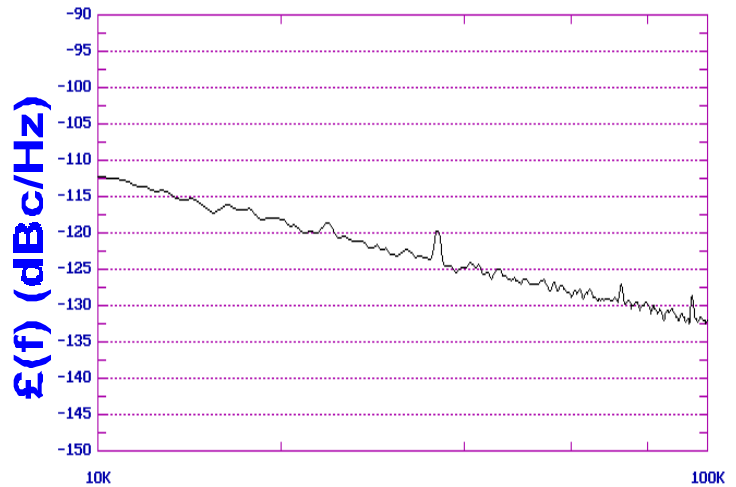


**PHASE NOISE (1 Hz BW, typical)**



**OFFSET (Hz)**

**FEATURES**

- Frequency Range: 1100- 1200 MHz
- Tuning Voltage: 0.3-4.7 Vdc
- MINI-14S - Style Package

**APPLICATIONS**

- Microwave Radios
- CATV Modems
- Satellite Communications

PERFORMANCE SPECIFICATIONS	VALUE	UNITS
Oscillation Frequency Range	1100 - 1200	MHz
Phase Noise @ 10 kHz offset (1 Hz BW, typ.)	-111	dBc/Hz
Harmonic Suppression (2nd, typ.)	-20	dBc
Tuning Voltage	0.3-4.7	Vdc
Tuning Sensitivity (avg.)	40	MHz/V
Power Output	2±2	dBm
Load Impedance	50	Ω
Input Capacitance (max.)	100	pF
Pushing	<1	MHz/V
Pulling (14 dB Return Loss, Any Phase)	<1	MHz
Operating Temperature Range	-40 to 85	°C
Package Style	MINI-14S	

**POWER SUPPLY REQUIREMENTS**

Supply Voltage (Vcc, nom.)	5	Vdc
Supply Current (Icc, typ.)	22	mA

All specifications are typical unless otherwise noted and subject to change without notice.

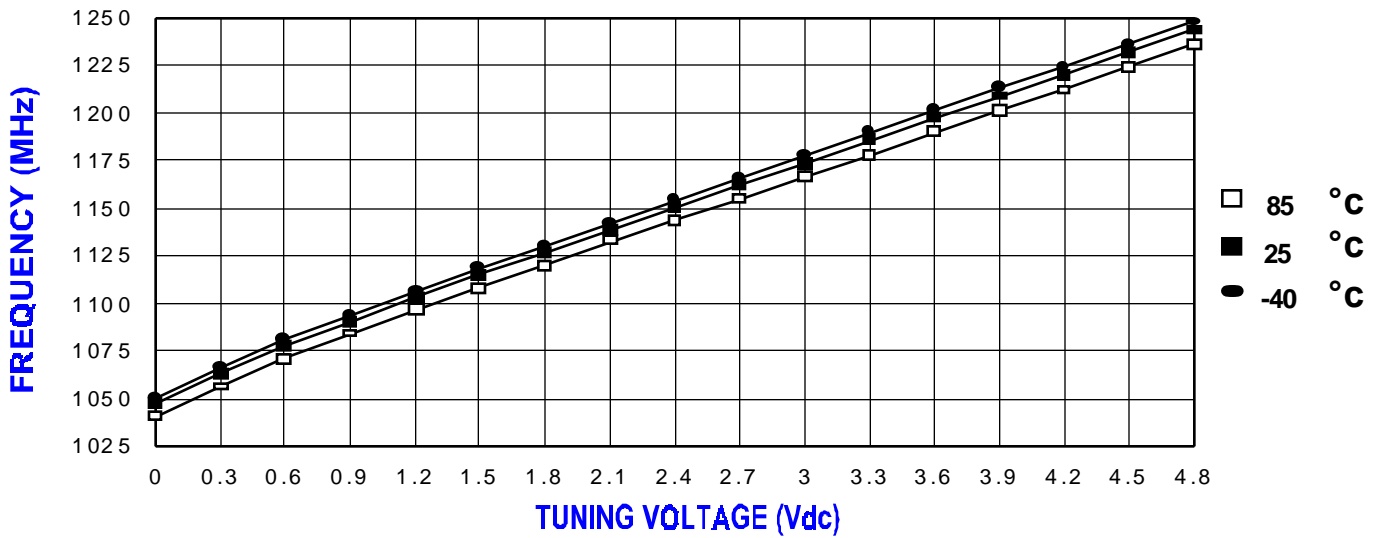
**APPLICATION NOTES**

- AN-100/1 : Mounting and Grounding of VCOs
- AN-102 : Proper Output Loading of VCOs
- AN-107 : How to Solder Z-COMM VCOs

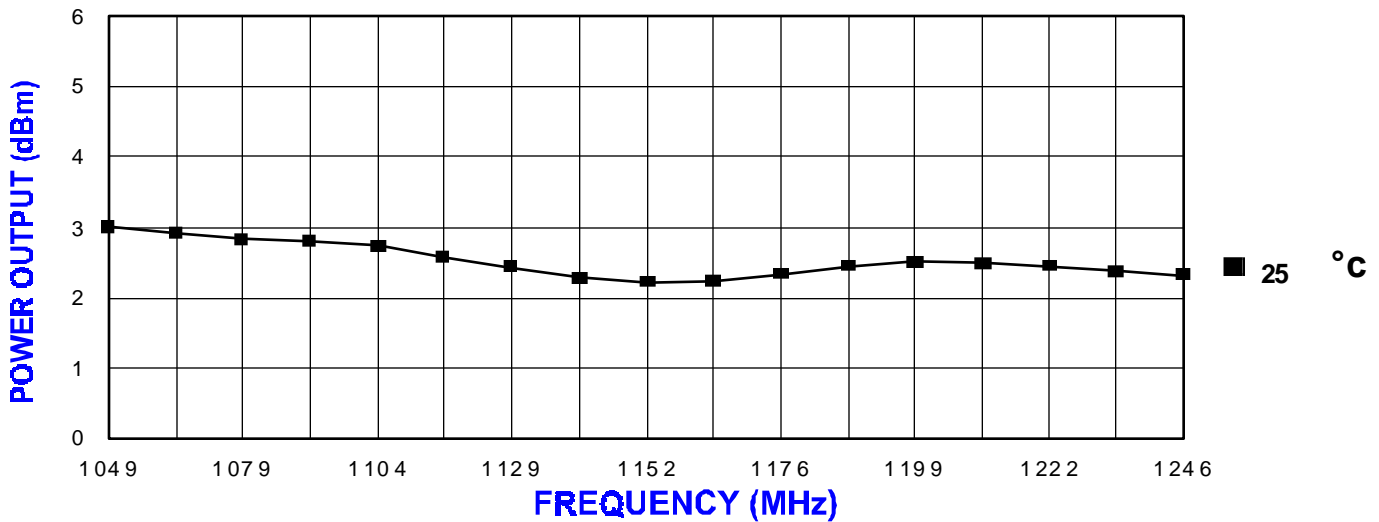
**NOTES:**

Phase Noise @ 100 kHz offset (1 Hz BW, max.): -124 dBc/Hz

**TUNING CURVE, typ.**



**POWER CURVE, typ.**



**PHYSICAL DIMENSIONS**

