

CDSH3-221-G

Voltage: 20 Volts
 Average forward current : 100 mA
 RoHS Device

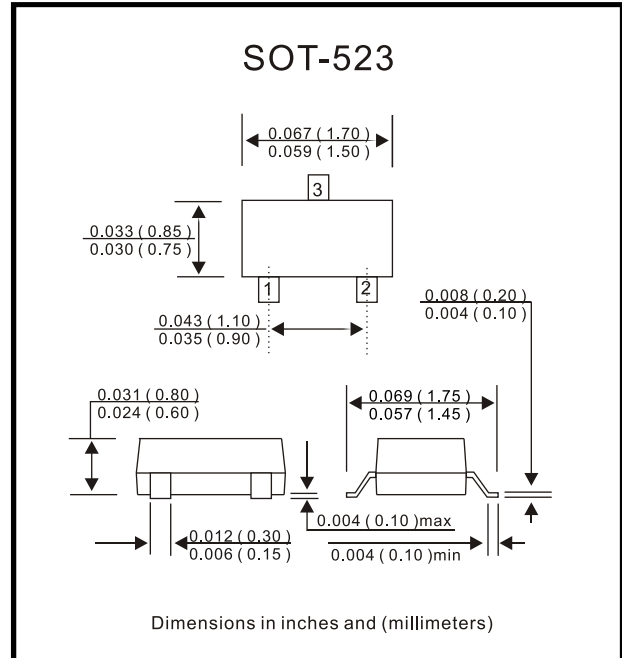
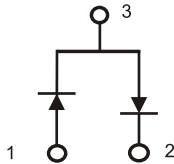


Features

- Designed for mounting on small surface.
- High speed switching.
- High mounting capability, strong surge withstand, high reliability.

Mechanical data

- Case: SOT-323, molded plastic.
- Terminals: Solder plated, solderable per MIL-STD-750, method 208.
- Approx. weight: 0.002 gram



Maximum Ratings and Electrical Characteristics (at Ta = 25°C unless otherwise noted)

Parameter	Condition	Symbol	Value	Unit
Repetitive peak reverse voltage		V _{RRM}	20	V
Reverse voltage		V _R	20	V
Average forward current		I _o	100	mA
Surge peak forward current	T = 1.0 μs	I _{FSM}	300	mA
Power dissipation		P _d	150	mW
Maximum forward voltage	@ I _F = 10 mA	V _F	1.0	V
Maximum reverse current	@ V _R = 15V	I _R	0.1	μA
Max. operation junction temperature		T _j	150	°C
Storage temperature		T _{STG}	-55 to +150	°C

RATING AND CHARACTERISTIC CURVES (CDSH3-221-G)

Fig. 1 - Forward characteristics

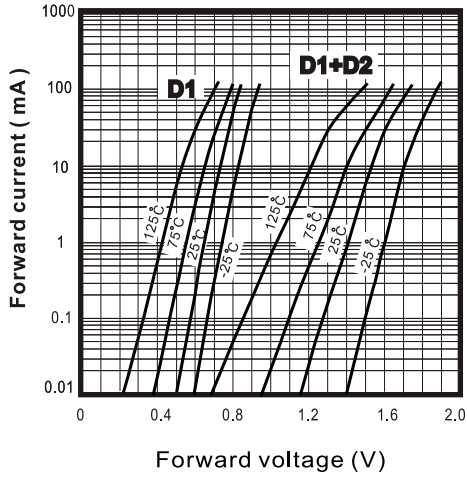


Fig. 2 - Reverse characteristics

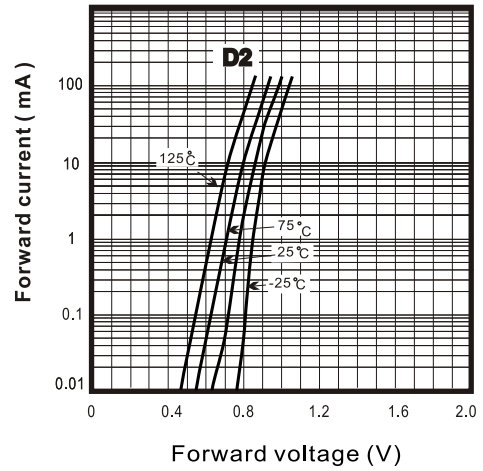


Fig. 3 - Capacitance between terminals characteristics

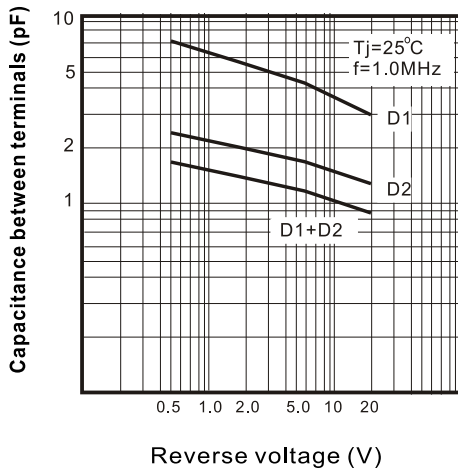


Fig. 4 - Reverse characteristics

