

C2024

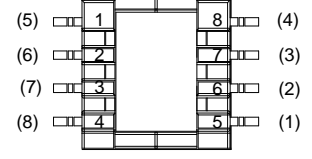
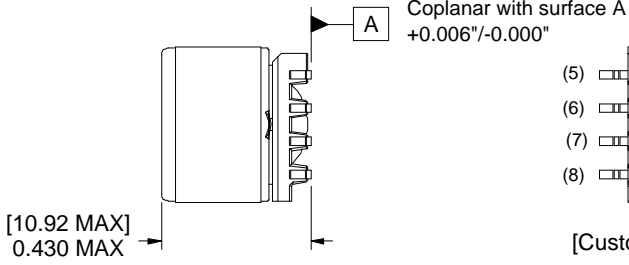
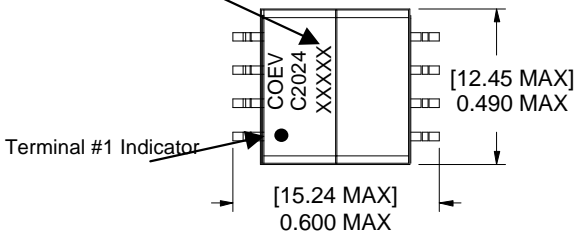


tyco Electronics

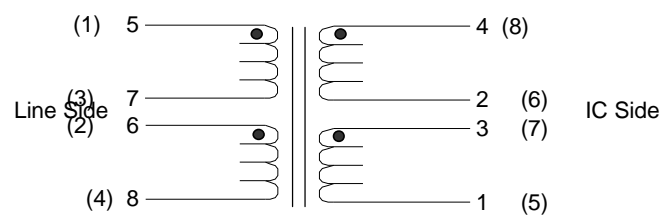
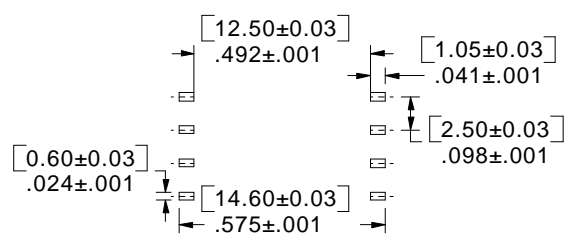
Product Description

AC5 Line Coupling Transformer Texas Instruments AC5 ADSL

EIA date code and lot code



[Customer pin-out in ()'s]



Terminal Dimensions
Customer to determine PCB pad dimensions.

Primary units are in inches. Millimeters are in brackets.

Electrical Specifications at +20°C unless noted otherwise

Test Description	Limit	Units	Tol	Notes
Inductance	400	μH	±5%	5-8 tie(7+6), 10kHz, 100mVAC, 0DC, Ls.
Leakage Inductance	6.00	μH	Max.	5-8 tie(3+2, 6+7, 1+4), 100kHz, 100mVAC, Ls.
DC Resistance	0.15	Ω	Max.	4-2
DC Resistance	0.45	Ω	Max.	5-7
DC Resistance	0.45	Ω	Max.	6-8
DC Resistance	0.23	Ω	Max.	3-1
Turns Ratio	1.9 : 1	—	±2%	(8-5) : (1-4) tie(2+3, 6+7), 10KHz, 100mVAC.
Dielectric	1,875	VAC	500μA	1-8 tie(2+3, 6+7), 1 second test, 500μA maximum leakage current.
Interwinding Capacitance	20	pF	Max.	1-8 tie(2+3, 6+7), 100kHz, 100mVAC, Cs.
Total Harmonic Distortion	-80	dB	Max.	100kHz, 12Vp-p , Line : IC
Longitudinal Balance (ITU)	60	dB	Min.	100kHz, Gnd pin 4.
Longitudinal Balance (ITU)	60	dB	Min.	100kHz, Gnd pin 1.

Operating Temperature Range: -40°C to +85°C

The information contained in this drawing is the sole property of CoEv, Inc. Any reproduction or use without the written permission of CoEv, Inc. is prohibited.

TEL 888-978-2638 - FAX 605-886-8995 - www.coev.net