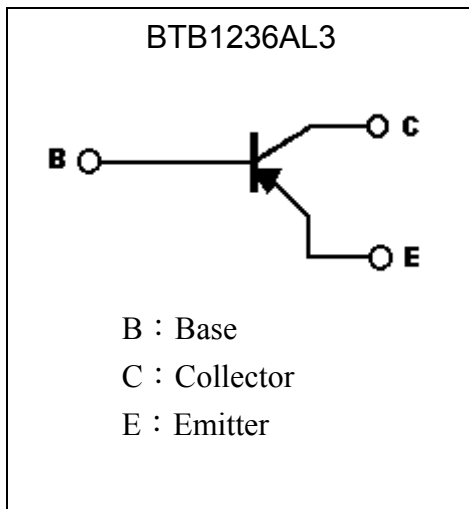


Silicon PNP Epitaxial Planar Transistor

BTB1236AL3

Description

- High BV_{CEO}
- High current capability

Symbol

Absolute Maximum Ratings ($T_a=25^\circ\text{C}$)

Parameter	Symbol	Limits	Unit
Collector-Base Voltage	V_{CBO}	-180	V
Collector-Emitter Voltage	V_{CEO}	-160	V
Emitter-Base Voltage	V_{EBO}	-5	V
Collector Current (DC)	I_C	-1.5	A
Collector Current (Pulse)	I_{CP}	-3	A
Power Dissipation @ $T_c=25^\circ\text{C}$	P_d	5	W
Junction Temperature	T_j	150	$^\circ\text{C}$
Storage Temperature	T_{stg}	-55~+150	$^\circ\text{C}$

**Characteristics (Ta=25°C)**

Symbol	Min.	Typ.	Max.	Unit	Test Conditions
BV_{CBO}	-180	-	-	V	$I_C=-50\mu A, I_E=0$
BV_{CEO}	-160	-	-	V	$I_C=-1mA, I_B=0$
BV_{EBO}	-5	-	-	V	$I_E=-50\mu A, I_C=0$
I_{CBO}	-	-	-1	μA	$V_{CB}=-160V, I_E=0$
I_{EBO}	-	-	-1	μA	$V_{EB}=-4V, I_C=0$
* $V_{CE(sat)}$	-	-	-0.6	V	$I_C=-1A, I_B=-100mA$
* $V_{BE(on)}$	-	-	-1.5	V	$V_{CE}=-5V, I_C=-150mA$
h_{FE1}	60	-	200	-	$V_{CE}=-5V, I_C=-100mA$
h_{FE2}	30	-	-	-	$V_{CE}=-5V, I_C=-500mA$
f_T	-	140	-	MHz	$V_{CE}=-5V, I_C=-150mA$
Cob	-	27	-	pF	$V_{CB}=-10V, I_E=0, f=1MHz$

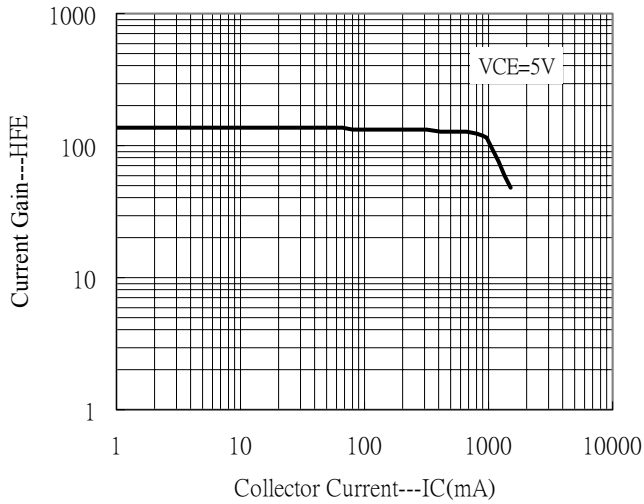
*Pulse Test: Pulse Width $\leq 380\mu s$, Duty Cycle $\leq 2\%$ **Classification of $h_{FE} 1$**

Rank	K	P	Q
Range	60~120	82~190	120~200

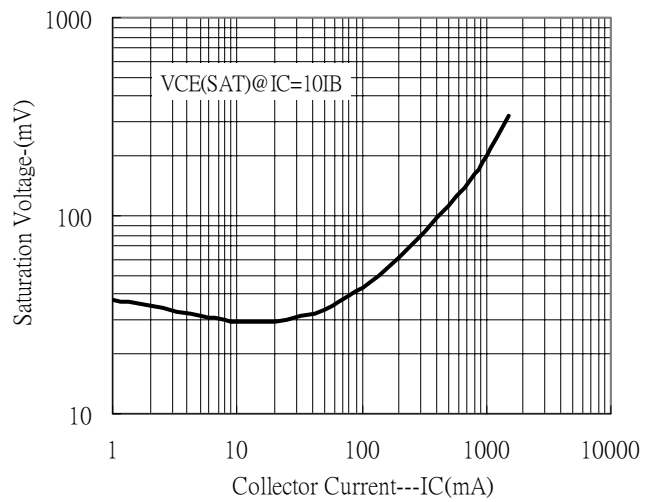


Characteristic Curves

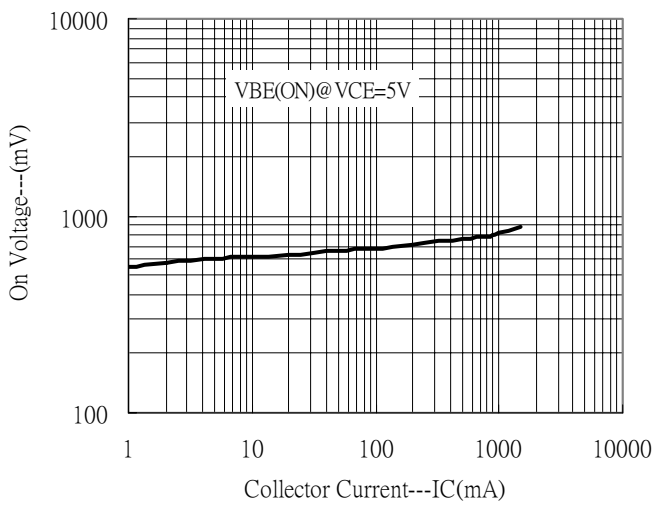
Current Gain vs Collector Current



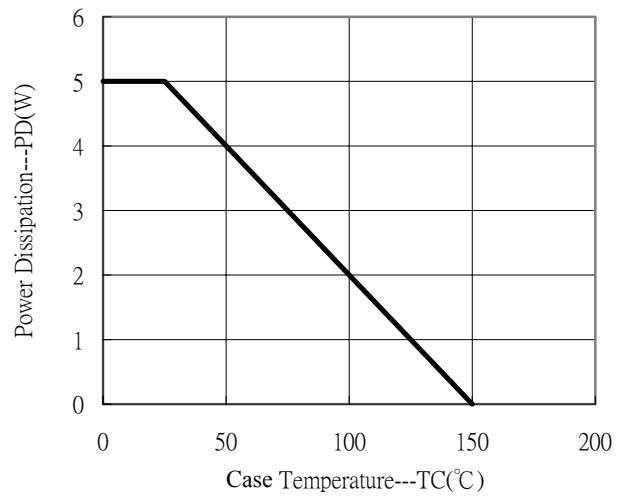
Saturation Voltage vs Collector Current



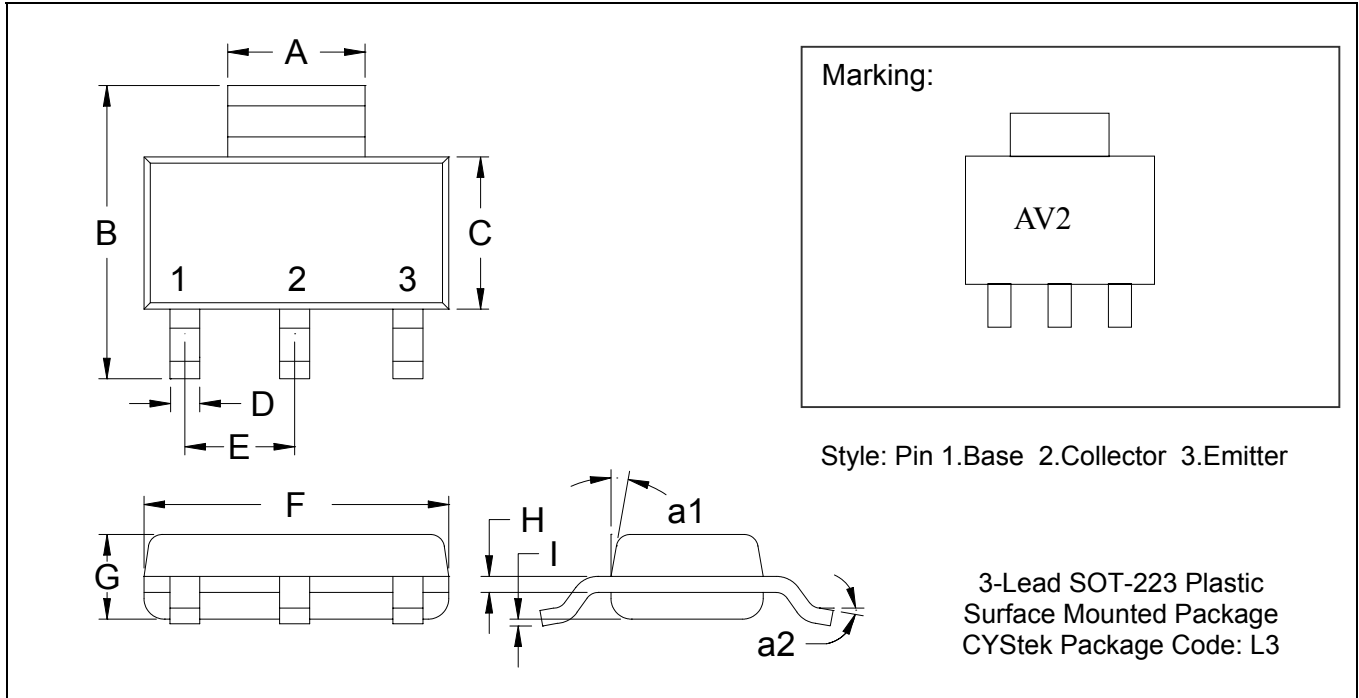
On Voltage vs Collector Current



Power Derating Curve



SOT-223 Dimension



*: Typical

DIM	Inches		Millimeters		DIM	Inches		Millimeters	
	Min.	Max.	Min.	Max.		Min.	Max.	Min.	Max.
A	0.1142	0.1220	2.90	3.10	G	0.0551	0.0709	1.40	1.80
B	0.2638	0.2874	6.70	7.30	H	0.0098	0.0138	0.25	0.35
C	0.1299	0.1457	3.30	3.70	I	0.0008	0.0039	0.02	0.10
D	0.0236	0.0315	0.60	0.80	a1	*13°	-	*13°	-
E	*0.0906	-	*2.30	-	a2	0°	10°	0°	10°
F	0.2480	0.2638	6.30	6.70					

- Notes: 1.Controlling dimension: millimeters.
 2.Maximum lead thickness includes lead finish thickness, and minimum lead thickness is the minimum thickness of base material.
 3.If there is any question with packing specification or packing method, please contact your local CYStek sales office.

Material:

- Lead: 42 Alloy; solder plating
- Mold Compound: Epoxy resin family, flammability solid burning class: UL94V-0

Important Notice:

- All rights are reserved. Reproduction in whole or in part is prohibited without the prior written approval of CYStek.
- CYStek reserves the right to make changes to its products without notice.
- CYStek **semiconductor products are not warranted to be suitable for use in Life-Support Applications, or systems.**
- CYStek assumes no liability for any consequence of customer product design, infringement of patents, or application assistance.