


Datasheet



Features

- SMD filter consisting of coupled resonators with stepped impedances
- $(\text{NdBa})\text{TiO}_3$ ($\epsilon_r = 88$ / $TC_f = 0 \pm 10$ ppm/K) with a coating of copper ($10\mu\text{m}$) and tin ($>5\mu\text{m}$)
- Excellent reflow solderability, no migration effect due to copper/tin metallization

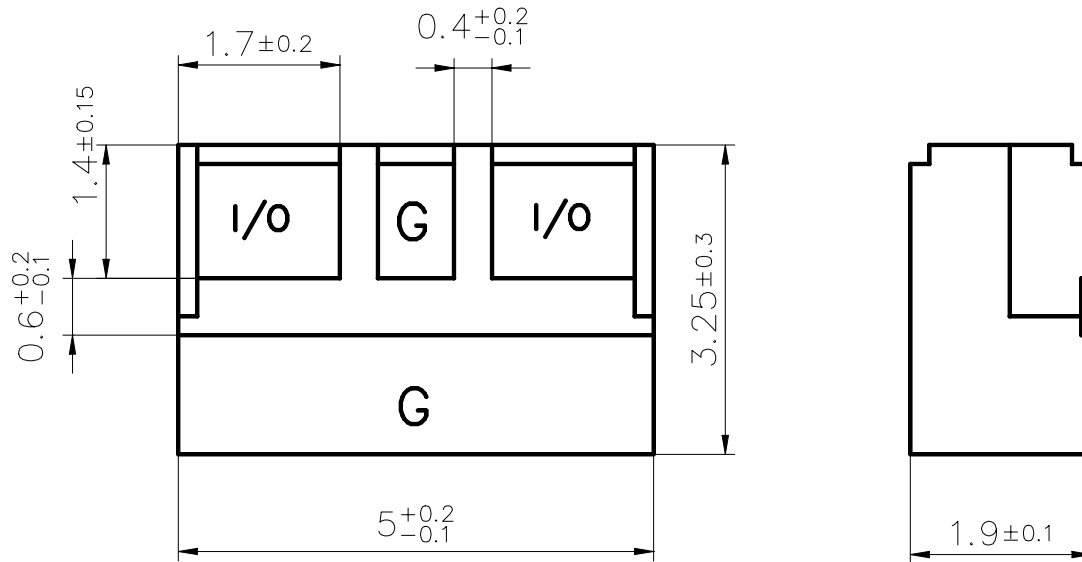
Index

- Page 2
 - Component drawing
 - Recommended footprint
- Page 3
 - Characteristics
 - Maximum ratings
 - Typical passband characteristic
- Page 4
 - Processing information
 - Soldering requirements
 - Delivery mode

ISSUE DATE	27.08.03	ISSUE	A	PUBLISHER	SAW MWC PD F	PAGE	1/4
------------	----------	-------	---	-----------	--------------	------	-----

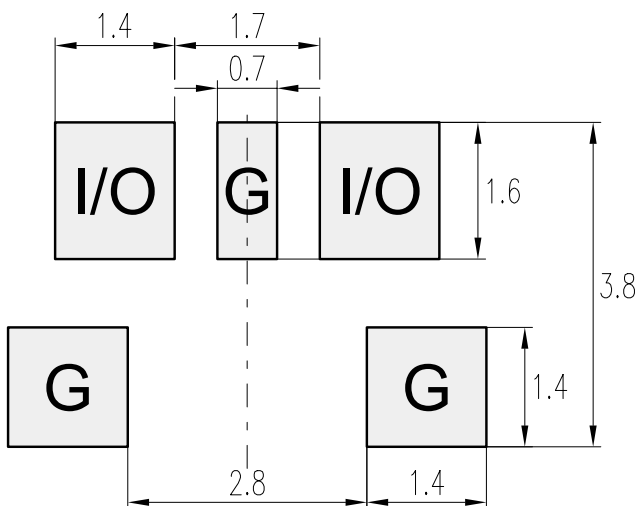
Datasheet

Component drawing



View from below onto the solder terminals and view from beside

Recommended footprint



FPS3I211.DOC

Characteristics

ISSUE DATE	27.08.03	ISSUE	A	PUBLISHER	SAW MWC PD F	PAGE	2/4
------------	----------	-------	---	-----------	--------------	------	-----



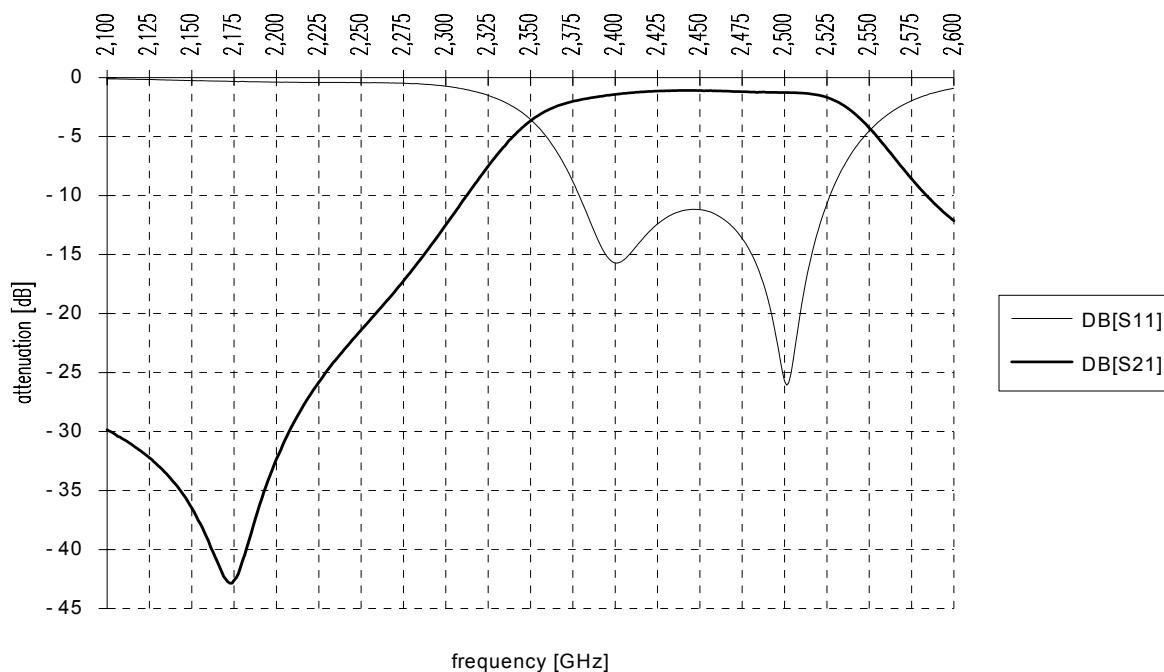
Datasheet

		min.	typ.	max.	
Center frequency	f_c	-	2.4415	-	GHz
Insertion loss	α_{IL}		0.6	1.3	dB
Passband	B	83			MHz
Amplitude ripple (peak - peak)	$\Delta\alpha$		0.4	0.8	dB
Standing wave ratio	SWR		1.5	2.0	
Impedance	Z		50		Ω
Attenuation	α	35	40		dB
	at 2150 MHz				

Maximum ratings

IEC climatic category (IEC 68-1)		- 40/+ 90/56	
Operating temperature	T_{op}	- 20 / + 85	°C

Typical passband characteristic



S2I211.DOC

Processing information

ZNr.: 368 (FILT95_2)

ISSUE DATE	27.08.03	ISSUE	A	PUBLISHER	SAW MWC PD F	PAGE	3/4
------------	----------	-------	---	-----------	--------------	------	-----

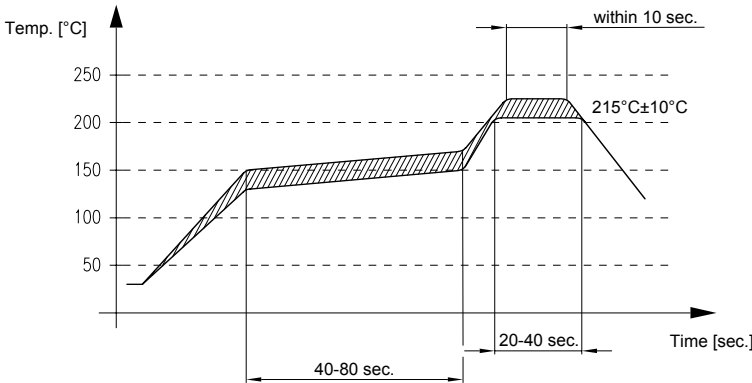
Datasheet

- Wettability to IEC 68-2-58: $\geq 75\%$ (after aging)

Soldering requirements

Soldering type	reflow	
Maximum soldering temperature (measuring point on top surface of the component)	235 (max. 2 sec.) 225 (max. 10 sec.)	°C °C

Recommended soldering conditions (infrared):



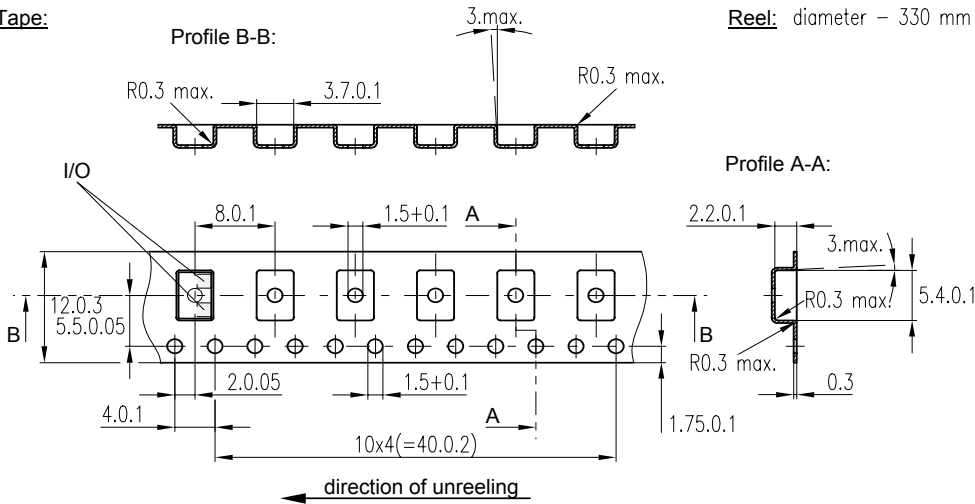
LOETPROF.DOC

Delivery mode

- Blister tape to IEC 286-3, polyester, grey
- Pieces/tape: 3000

Tape:

Reel: diameter – 330 mm



TAPS3I21.DOC

© EPCOS AG 2001. All Rights Reserved. Reproduction, publication and dissemination of this data sheet, enclosures hereto and the information contained therein without EPCOS' prior express consent is prohibited.

The information contained in this data sheet describes the type of component and shall not be considered as guaranteed characteristics. Purchase orders are subject to the General Conditions for the Supply of Products and Services of the Electrical and Electronics Industry recommended by the ZVEI (German Electrical and Electronic Manufacturers' Association), unless otherwise agreed.

ISSUE DATE	27.08.03	ISSUE	A	PUBLISHER	SAW MWC PD F	PAGE	4/4
------------	----------	-------	---	-----------	--------------	------	-----