



SAW Components

Data Sheet B3686





SAW Components

B3686

Low-Loss Filter

337,5 MHz

Data Sheet

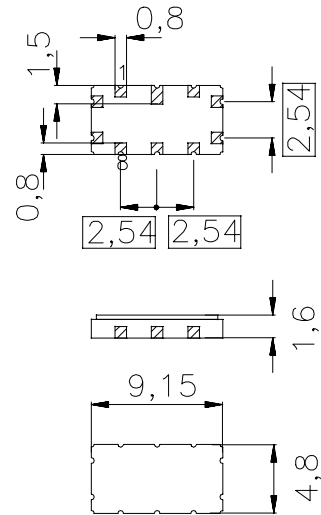
Features

- High performance IF bandpass filter
- 15 MHz usable bandwidth
- Constant group delay
- Ceramic SMD package

Terminals

- Gold plated

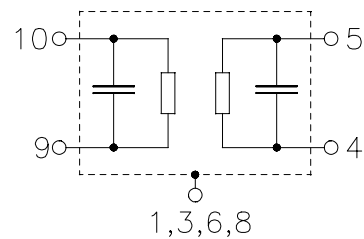
Ceramic package **QCC10B**



Dimensions in mm, approx. weight 0,2 g

Pin configuration

- | | |
|------------|---------------|
| 10 | Input |
| 9 | Input ground |
| 5 | Output |
| 4 | Output ground |
| 2, 7 | Ground |
| 1, 3, 6, 8 | Case ground |



Type	Ordering code	Marking and Package according to	Packing according to
B3686	B39341-B3686-Z710	C61157-A7-A49	F61074-V8035-Z000

Electrostatic Sensitive Device (ESD)

Maximum ratings

Operable temperature range	T	-40 / +85	°C	
Storage temperature range	T_{stg}	-40 / +85	°C	
DC voltage	V_{DC}	0	V	
Source power	P_s	10	dBm	



SAW Components

B3686

Low-Loss Filter

337,5 MHz

Data Sheet

Characteristics

Operating temperature range: $T = -25 \dots 85 \text{ }^\circ\text{C}$
 Terminating source impedance: $Z_S = 50 \text{ } \Omega$ and matching network
 Terminating source impedance: $Z_S = 50 \text{ } \Omega$ and matching network
 Group delay aperture: 100 kHz

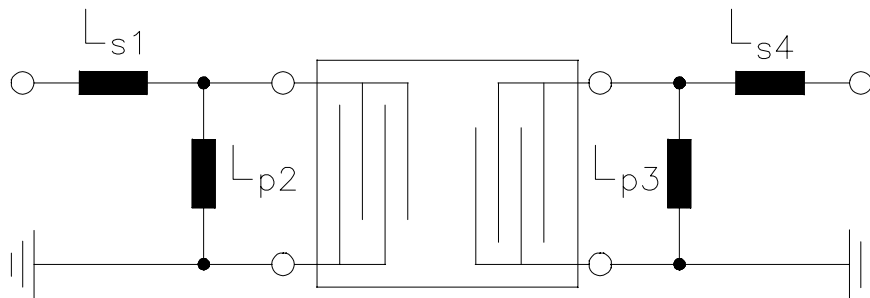
		min.	typ.	max.	
Nominal frequency	f_N	—	337,5	—	MHz
Minimum insertion attenuation	α_{\min}	—	8,7	10,0	dB
Amplitude ripple (p-p) 330,0 ... 345,0 MHz	$\Delta\alpha$	—	0,4	1,0	dB
Pass bandwidth $\alpha_{\text{rel}} \leq 1,0 \text{ dB}$	$B_{1,0\text{dB}}$	15	20	—	MHz
Relative attenuation (relative to α_{\min}) 10,0 ... 319,0 MHz	α_{rel}	35	40	—	dB
356,0 ... 550,0 MHz		35	40	—	dB
550,0 ... 1000,0 MHz		27	50	—	dB
Group delay ripple (p-p) 330,0 ... 345,0 MHz	$\Delta\tau$	—	35	70	ns
1 dB compression 330,0 ... 345,0 MHz		12	—	—	dBm
Input IP3 330,0 ... 345,0 MHz		30	—	—	dBm
Temperature coefficient of frequency	TC_f	—	- 87	—	ppm/K



Data Sheet

Matching network to 50 Ω

(Element values depend upon PCB layout)



$$L_{s1} = 33 \text{ nH}$$

$$L_{p2} = 47 \text{ nH}$$

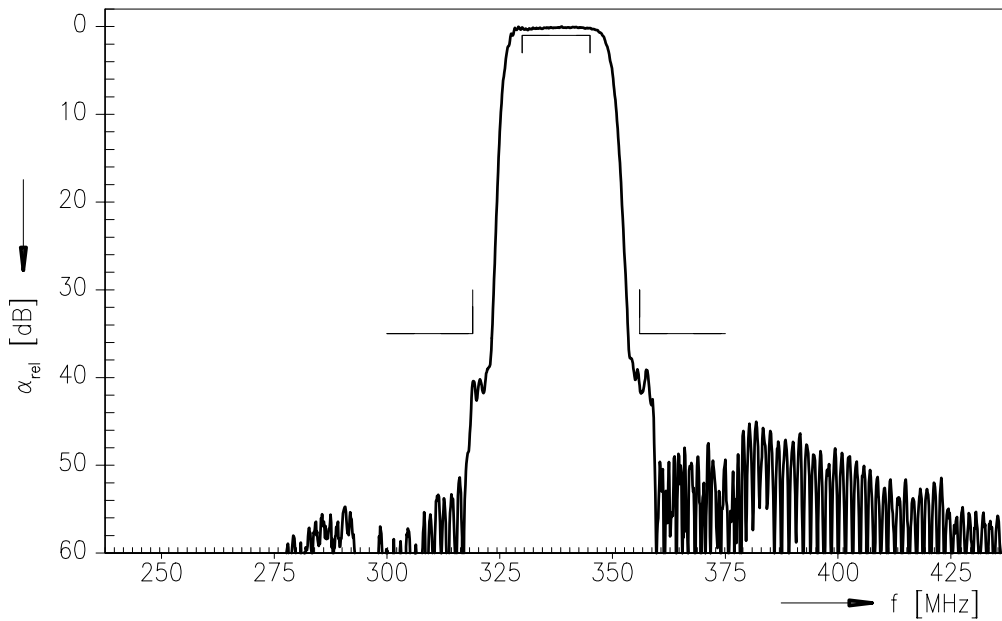
$$L_{p3} = 47 \text{ nH}$$

$$L_{s4} = 47 \text{ nH}$$

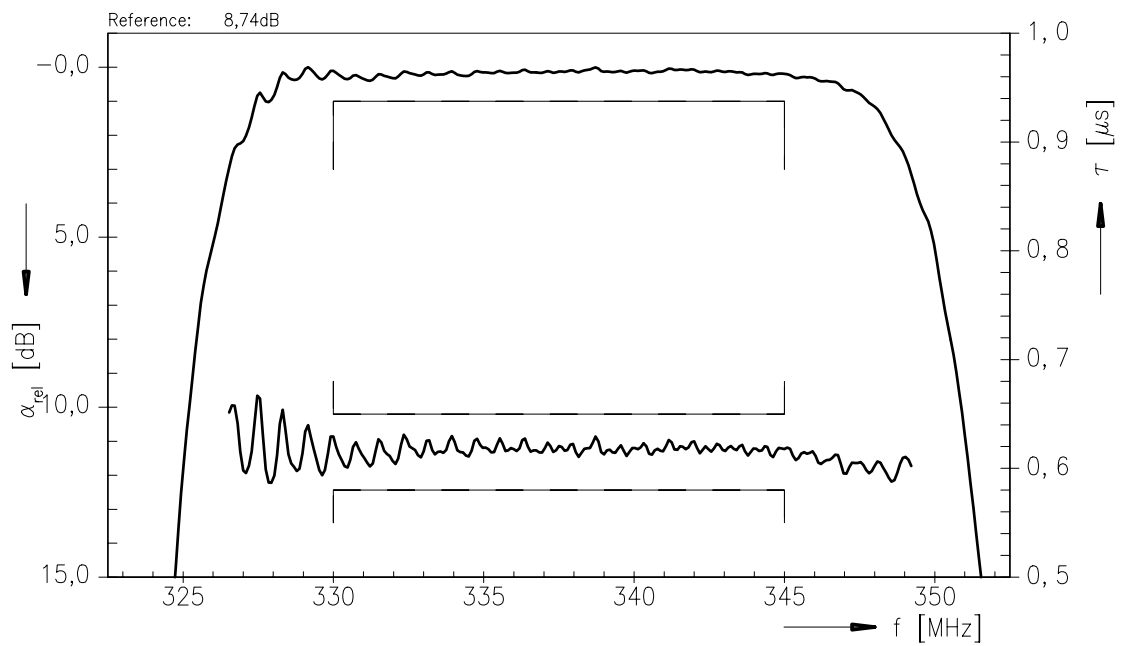


Data Sheet

Normalized frequency response



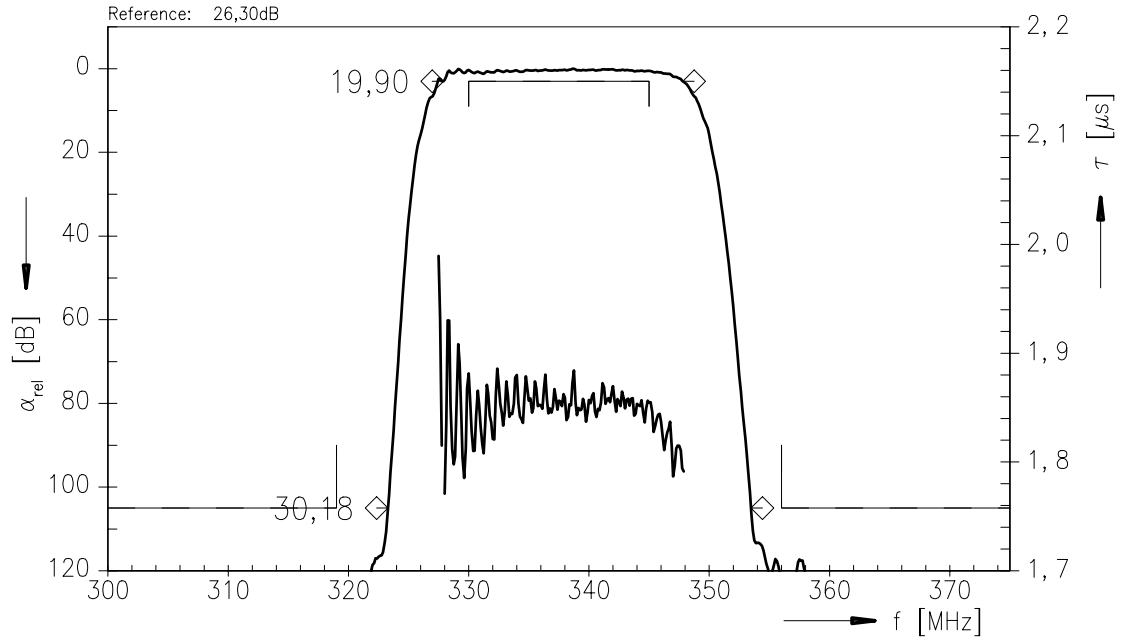
Normalized frequency response (pass band)





Data Sheet

Normalized frequency response of three cascaded filters





SAW Components

B3686

Low-Loss Filter

337,5 MHz

Data Sheet

Published by EPCOS AG
Surface Acoustic Wave Components Division, OFW E NK
P.O. Box 80 17 09, D-81617 München

© EPCOS AG 1999. All Rights Reserved.

As far as patents or other rights of third parties are concerned, liability is only assumed for components per se, not for applications, processes and circuits implemented within components or assemblies.

The information describes the type of component and shall not be considered as assured characteristics.

Terms of delivery and rights to change design reserved.

For questions on technology, prices and delivery please contact the sales offices of EPCOS AG or the international representatives.

Due to technical requirements components may contain dangerous substances. For information on the type in question please also contact one of our sales offices.