SAWTEK INCORPORATED

Data Sheet

201 MHz Bandpass Filter

160 KHz Bandwidth

Part Number 855590

Typical Performance

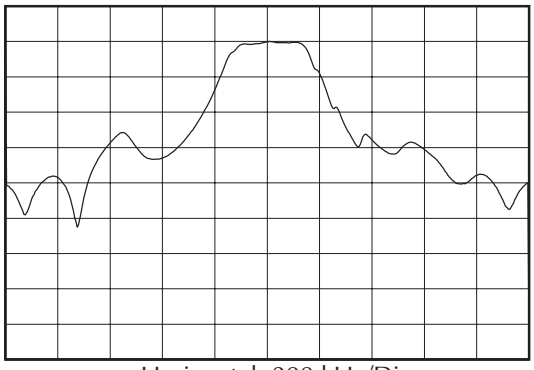

Horizontal: 200 kHz/Div
Vertical: 10 dB/Div

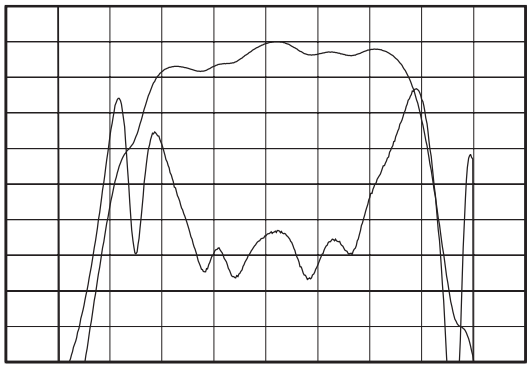

Horizontal: 50 kHz/Div
Vertical: 1 dB/Div
Vertical: 400 nsec/Div

Specifications

Parameter	Unit	Minimum	Typical	Maximum
Center Frequency	MHz	-	201	-
Insertion Loss @ 201 MHz	dB	-	5.3	6
1 dB Bandwidth	MHz	0.16	0.24	-
Amplitude Variation @ 201 ± .080 MHz	db	-	± 0.6	± 1
Group Delay Absolute Value @ 201 MHz	µsec	-	3.25	-
Group Delay Variation within: 201 ± .080 MHz	nsec	-	0.9	1.5
Stopband Attenuation: 201 ± .200 MHz	dB	3	8	-
Stopband Attenuation: 201 ± .300 MHz	dB	13	15	-
Stopband Attenuation: 201 ± .400 MHz	dB	20	25	-
Stopband Attenuation: 201 ± .700 MHz	dB	27	35	-
Stopband Attenuation: 201 ± 1.600 MHz	dB	30	55	-
Stopband Attenuation: 201 ± 3.000 MHz	dB	33	60	-
Stopband Attenuation: 201 ± 6.000 MHz	dB	35	60	-
Stopband Attenuation: 201 ± 35.000 MHz	dB	40	60	-
Substrate Material	-	-	Quartz	-
Operating Temperature Range	° C	0	25	70

Package Outline

Specifications subject to change or obsolescence without notice

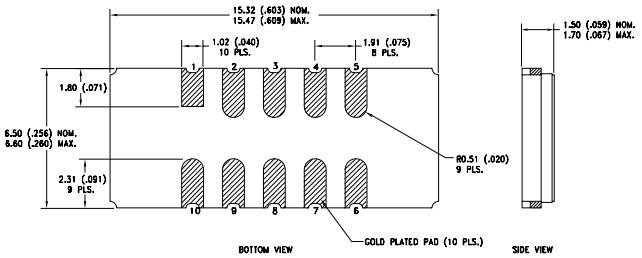

Matching Configuration

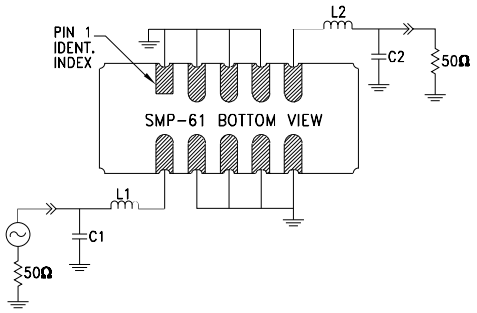

L1 = 47 nH, L2 = 33 nH
C1 = 25 pF, C2 = 34 pF
Nominal Source/Load Impedance = 50Ω
Package Style SMP-61S

8/10/00

Sawtek Inc. Telephone: (407) 886-8860 Fax: (407) 886-7061