SAWTEK INCORPORATED

Data Sheet

202.752 MHz Bandpass Filter

1.100 MHz Bandwidth

Part Number 855068

Typical Performance

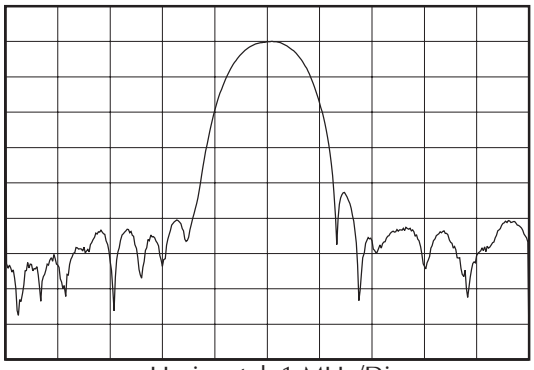

Horizontal: 1 MHz/Div
Vertical: 10 dB/Div

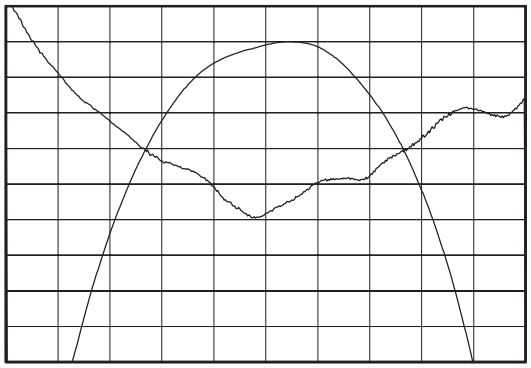

Horizontal: 200 kHz/Div
Vertical: 1 dB/Div
Vertical: 60 nsec/Div

Specifications

Parameter	Unit	Minimum	Typical	Maximum
Center Frequency	MHz	-	202.752	-
Insertion Loss(@ 25 °C)	dB	5.6	6.6	7.6
Insertion Loss Variation(from 25 °C)	MHz	-	0.6	1.5
3 dB Bandwidth	MHz	0.5	0.99	1.5
40 dB Bandwidth	MHz	-	2.54	10
Amplitude Ripple: $f_o \pm 150$ kHz	dB	-	0.6	1
Delay Ripple: $f_o \pm 150$ kHz	nsec	-	52	500
VSWR at f_o	-	-	1.4:1	2.0:1
Triple Transit Suppression	dB	36	42	-
Substrate Material	-	-	Quartz	-
Operating Temperature Range	°C	-40	25	85

Package Outline

Specifications subject to change or obsolescence without notice.

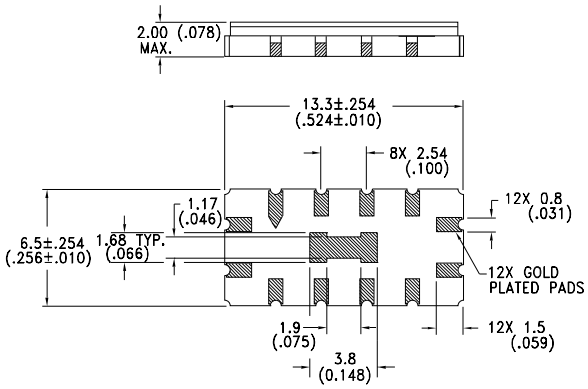

Matching Configuration

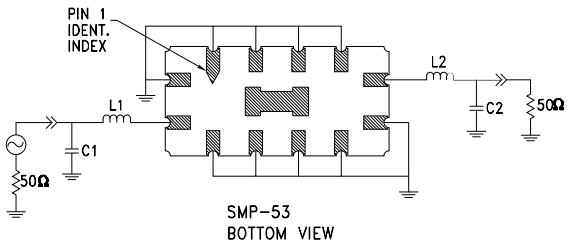

L1 = 56 nH , L2 = 41 nH
C1 = 33 pf , C2 = 33 pf
Nominal Source/Load Impedance = 50Ω
Package Style SMP-53

5/2/00

Sawtek Inc. Telephone: (407) 886-8860 Fax: (407) 886-7061