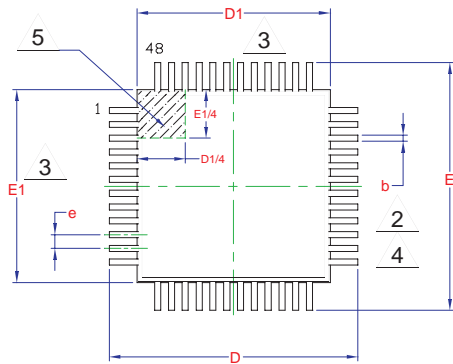



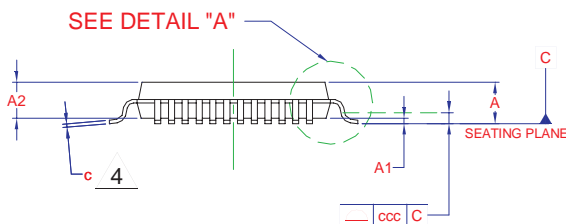
48 PIN TQFP/TQN PACKAGE OUTLINE



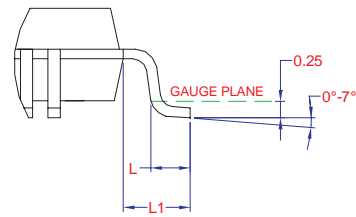
TOP VIEW



3-D VIEW



SIDE VIEW



DETAIL "A"

	Min	Nominal	Max	Note	Remark
A	-	-	1.60	-	Overall Package Height
A1	0.05	-	0.15	-	Standoff
A2	1.35	1.40	1.45	-	Package Body Thickness
D/E	8.80	9.00	9.20	-	X/Y Span
D1/E1	6.80	7.00	7.20	3	X/Y Body Size
L	0.45	0.60	0.75	-	Lead Foot Length
L1		1.00 REF		-	Lead Length
b	0.17	0.22	0.27	2,4	Lead Width
c	0.09	-	0.20	4	Lead Thickness
e		0.50 BSC		-	Lead Pitch
ccc	-	-	0.08	-	Coplanarity

Notes:

- All dimensions are in millimeters.
- True position spread tolerance of each lead is ± 0.04 mm at maximum material condition. Dimension "b" does not include dambar protrusion.
- Dimensions "D1" and "E1" do not include mold protrusions. Maximum allowed protrusion is 0.25 mm per side. "D1" and "E1" are maximum plastic body size dimensions including mold mismatch.
- Dimensions "b" and "c" apply to the flat section of the lead between 0.10 mm and 0.25 mm from the lead tip.
- Details of pin 1 identifier are optional, but must be located within the zone indicated.
- Provided for reference only - contact your SMSC Regional Sales Office for latest information.