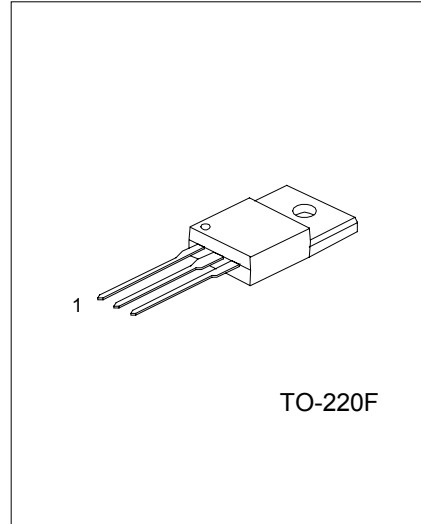


UTC 2SA1837 PNP EPITAXIAL SILICON TRANSISTOR

POWER AMPLIFIER
APPLICATIONS DRIVER STAGE
AMPLIFIER APPLICATIONS

FEATURES

- * High Transition Frequency: $f_T=70\text{MHz}$ (Typ.)
- * Complementary to UTC 2SC4793



1: BASE 2: COLLECTOR 3: EMITTER

ABSOLUTE MAXIMUM RATINGS (Ta = 25°C)

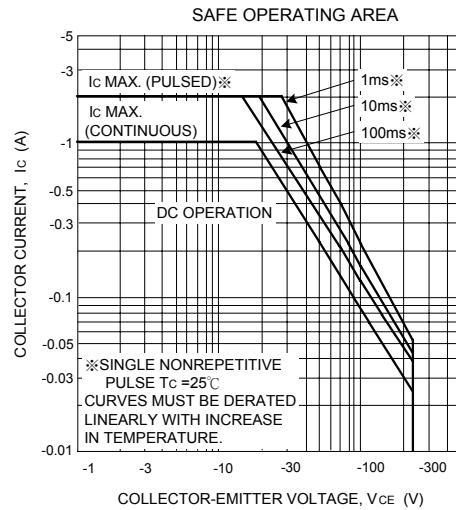
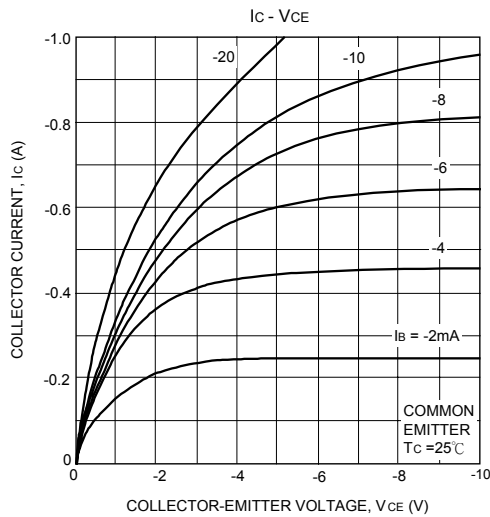
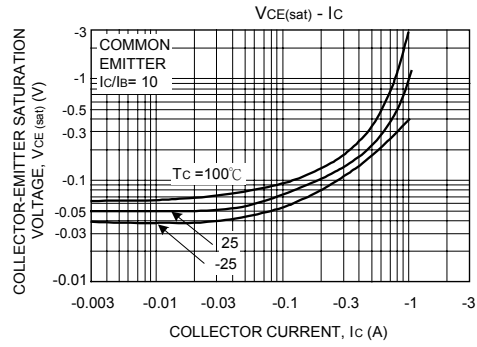
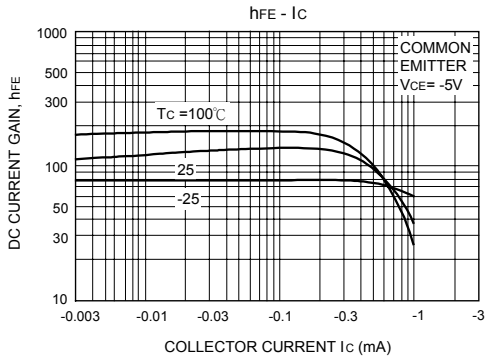
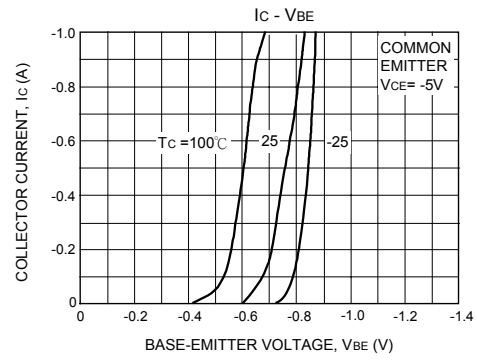
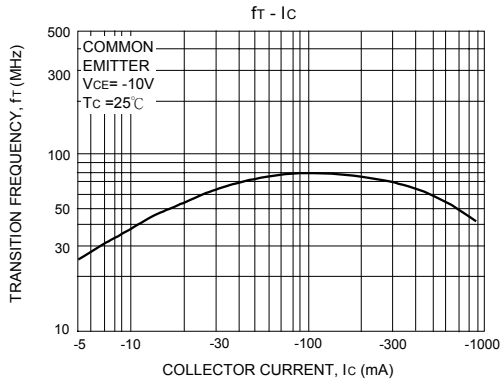
| PARAMETER | SYMBOL | RATINGS | UNIT |
|-----------------------------|-----------|-----------|------|
| Collector-Base Voltage | V_{CBO} | -230 | V |
| Collector-Emitter Voltage | V_{CEO} | -230 | V |
| Emitter-Base Voltage | V_{EBO} | -5 | V |
| Collector Current | I_C | -1 | A |
| Base Current | I_B | -0.1 | A |
| Collector Power Dissipation | P_C | 2.0 | W |
| Ta=25°C Tc=25°C | | 20 | |
| Junction Temperature | T_J | 150 | °C |
| Storage Temperature Range | T_{stg} | -55 ~ 150 | °C |

ELECTRICAL CHARACTERISTICS (Ta=25°C)

| PARAMETER | SYMBOL | TEST CONDITIONS | MIN | TYP | MAX | UNIT |
|--------------------------------------|---------------|--|------|-----|------|---------------|
| Collector-Emitter Breakdown Voltage | $V_{(BR)CEO}$ | $I_C = -10\text{mA}, I_B = 0$ | -230 | | | V |
| Collector Cut-off Current | I_{CBO} | $V_{CB} = -230\text{V}, I_E = 0$ | | | -1.0 | μA |
| Emitter Cut-off Current | I_{EBO} | $V_{EB} = -5\text{V}, I_C = 0$ | | | -1.0 | μA |
| DC Current Gain | h_{FE} | $V_{CE} = -5\text{V}, I_C = -100\text{mA}$ | 100 | | 320 | |
| Collector-Emitter Saturation Voltage | $V_{CE(sat)}$ | $I_C = -500\text{mA}, I_B = -50\text{mA}$ | | | -1.5 | V |
| Base -Emitter Voltage | V_{BE} | $V_{CE} = -5\text{V}, I_C = -500\text{mA}$ | | | -1.0 | V |
| Transition Frequency | f_T | $V_{CE} = -10\text{V}, I_C = -100\text{mA}$ | | 70 | | MHz |
| Collector Output Capacitance | C_{ob} | $V_{CB} = -10\text{V}, I_C = 0, f = 1\text{MHz}$ | | 30 | | pF |

UTC 2SA1837 PNP EPITAXIAL SILICON TRANSISTOR

TYPICAL CHARACTERISTICS



UTC 2SA1837 PNP EPITAXIAL SILICON TRANSISTOR

UTC assumes no responsibility for equipment failures that result from using products at values that exceed, even momentarily, rated values (such as maximum ratings, operating condition ranges, or other parameters) listed in products specifications of any and all UTC products described or contained herein. UTC products are not designed for use in life support appliances, devices or systems where malfunction of these products can be reasonably expected to result in personal injury. Reproduction in whole or in part is prohibited without the prior written consent of the copyright owner. The information presented in this document does not form part of any quotation or contract, is believed to be accurate and reliable and may be changed without notice.