

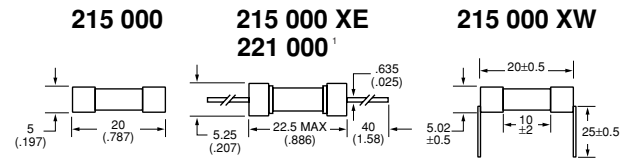

5 x 20 mm Time Lag Fuse (Slo-Blo® Fuse) 215/221 Series



- Designed to International (IEC) Standards for use globally.
- Meets the IEC 60127-2, Sheet 5 specification for Time Lag Fuses.
- Available in Cartridge and Axial Lead Form.
- Available in ratings of .2 to 10 amperes.
- High breaking capacity.

ELECTRICAL CHARACTERISTICS:

% of Ampere Rating	Ampere Rating	Opening Time
150%	1–3.15	60 minutes, Minimum
	4–6.3	60 minutes, Minimum
210%	1–3.15	30 minutes, Maximum
	4–6.3	30 minutes, Maximum
275%	1–3.15	1 sec., Min. ; 80 sec. Max.
	4–6.3	1 sec., Min. ; 80 sec. Max.
400%	1–3.15	.095 sec., Min. ; 5 sec. Max.
	4–6.3	.150 sec., Min. ; 5 sec. Max.
1000%	.2–.4	.010 sec., Min. ; .15 sec., Max.
	.5–3.15	.010 sec., Min. ; .1 sec., Max.
	4–6.3	.020 sec., Min. ; .1 sec. Max.



AGENCY APPROVALS: Sheet V IEC 60127-2:* SEMKO approved 1A-6.3A. BSI and VDE approved 1.0-6.3 amps. METI approved 1-10A. Recognized under the Components Program of Underwriters Laboratories and recognized by CSA.

INTERRUPTING RATING: 1500 amperes.

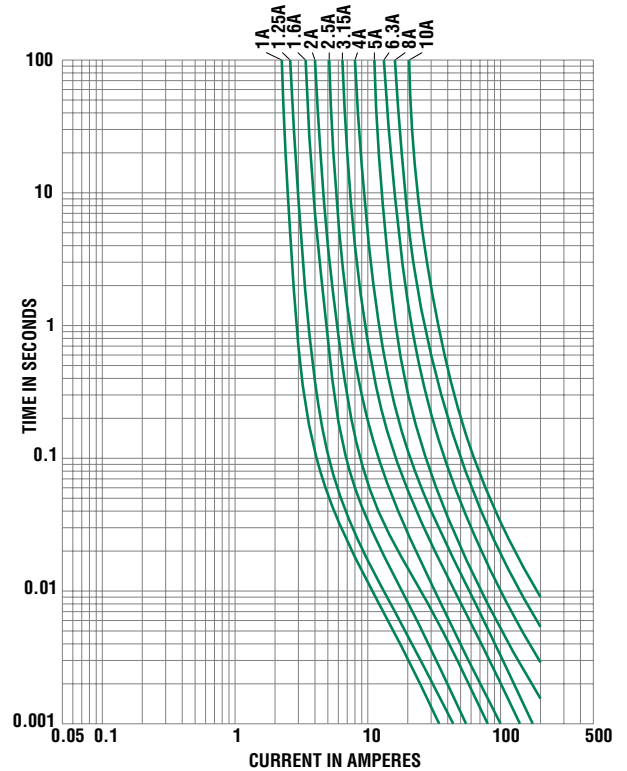
ORDERING INFORMATION:

Cartridge Catalog Number	Axial Lead Catalog Number	Ampere Rating	Voltage Rating	Nominal Resistance Cold Ohms	Nominal Melting I ² t A ² Sec.
215.200	221.200	.200*	250	1.750	0.37
215.250	221.250	.250*	250	1.170	0.56
215.315	221.315	.315*	250	0.873	1.08
215.400	221.400	.400*	250	0.560	1.45
215.500	221.500	.500*	250	1.080	0.34
215.630	221.630	.630*	250	0.660	0.56
215.800	221.800	.800*	250	0.436	0.954
215 001	221 001	1	250	0.110	1.05
215 1.25	221 1.25	1.25	250	0.085	2.05
215 01.6	221 01.6	1.6	250	0.0588	3.90
215 002	221 002	2	250	0.043	6.95
215 02.5	221 02.5	2.5	250	0.0312	10.65
215 3.15	221 3.15	3.15	250	0.0220	21.2
215 004	221 004	4	250	0.0163	38.7
215 005	221 005	5	250	0.0125	82.85
215 06.3	221 06.3	6.3	250	0.0099	132.5
215 008	221 008	8*	250	0.0078	209.5
215 010	221 010	10*	250	0.0060	360.5

*IEC Standards for 5 x 20mm fuses do not include ratings above 6.3 amperes, but are under consideration.

IEC 60127-2, Sheet 5 does not include ratings below 1 ampere (under consideration by IEC).

Average Time Current Curves



¹ 221 Series is used for North American ordering.

AXIAL LEAD AND CARTRIDGE FUSES