

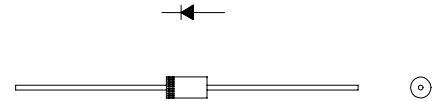
1.5A 100V 90ns

FRD Type:15KRA10

OUTLINE DRAWING

FEATURES

- * Miniature Size
- * Super Fast Recovery
- * Low Forward Voltage Drop
- * Low Power Loss, High Efficiency
- * 100volts trough 600volts Types Available
- * High Surge Capability
- * 52mm Inside Tape Spacing Packing Available



Maximum Ratings

Apporox Net Weight:0.38g

Rating	Symbol	15KRA10			Unit
Repetitive Peak Reverse Voltage	V_{RRM}	100			V
Average Rectified Output Current	I_O	1.5	$T_a=46^{\circ}C$ *1	50Hz Half Sine	A
		1.2	$T_a=31^{\circ}C$ *2	Wave Resistive Load	
RMS Forward Current	$I_{F(RMS)}$	2.35			A
Surge Forward Current	I_{FSM}	50	50Hz Half Sine Wave,1cycle, Non-repetitive		A
Operating JunctionTemperature Range	T_{jw}	- 40 to + 150			$^{\circ}C$
Storage Temperature Range	T_{stg}	- 40 to + 150			$^{\circ}C$

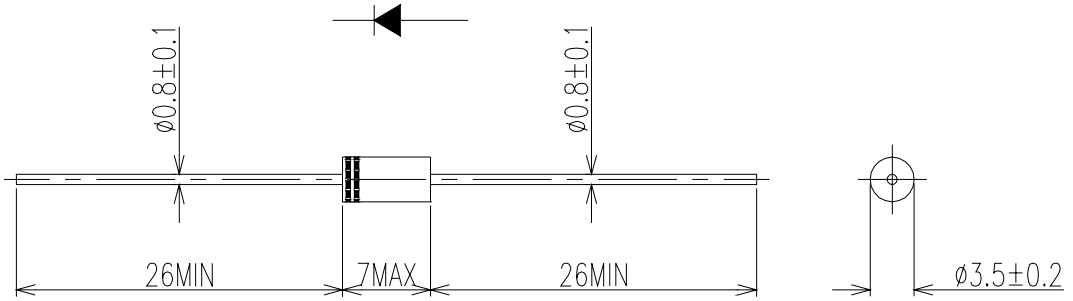
Electrical/Thermal • Characteristics

Characteristics	Symbol	Conditions	Min.	Typ.	Max.	Unit	
Peak Reverse Current	I_{RM}	$T_j= 25^{\circ}C, V_{RM}= V_{RRM}$	-	-	10	μA	
Peak Forward Voltage	V_{FM}	$T_j= 25^{\circ}C, I_{FM}= 1.5 A$	-	-	1.03	V	
Reverse Recovery Time	trr	$T_a= 25^{\circ}C, I_{FM}=1.5 A -di/dt=50A/\mu s$			90	ns	
Thermal Resistance (Junction to Ambient)	$R_{th(j-a)}$	Junction to Ambient	*1:Without Fin	-	-	70	$^{\circ}C/W$
			*2:P.C.Board mounted			105	

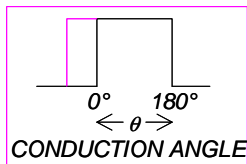
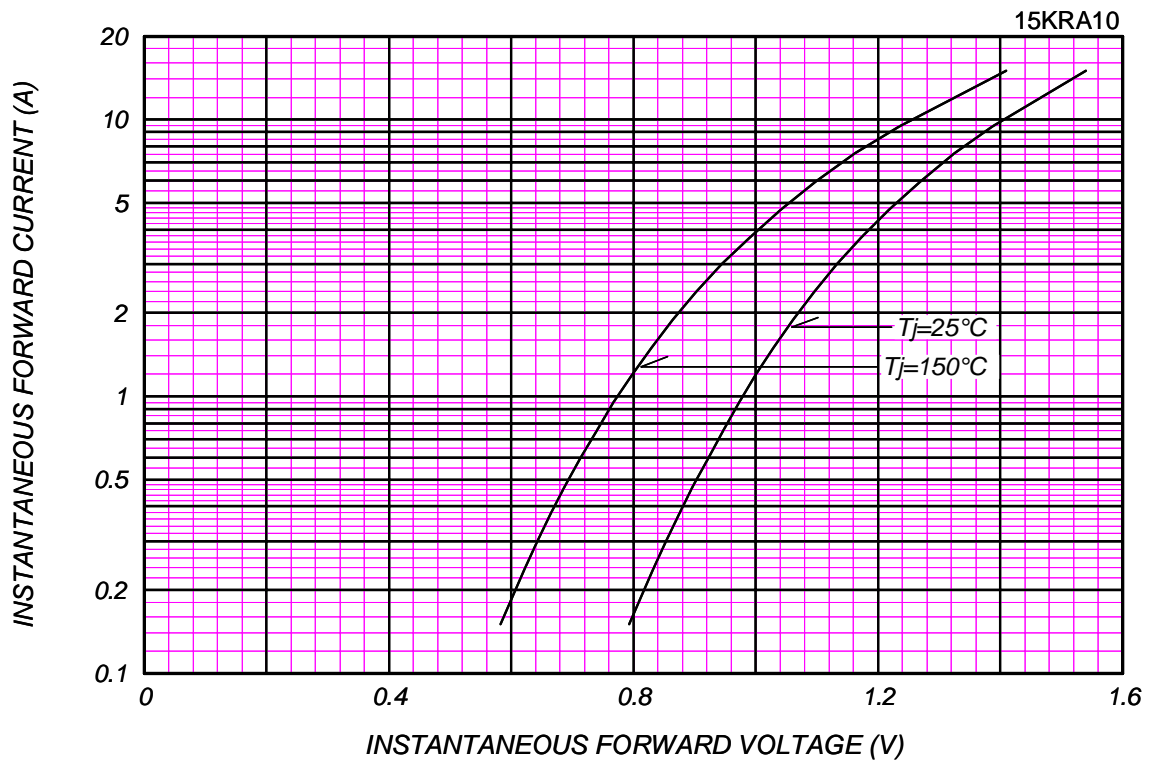
*1 : P.C.Board mounted (L=8mm, Print Lands=15x15, Both Sides)

*2 : Without Fin or P.C. Board mounted

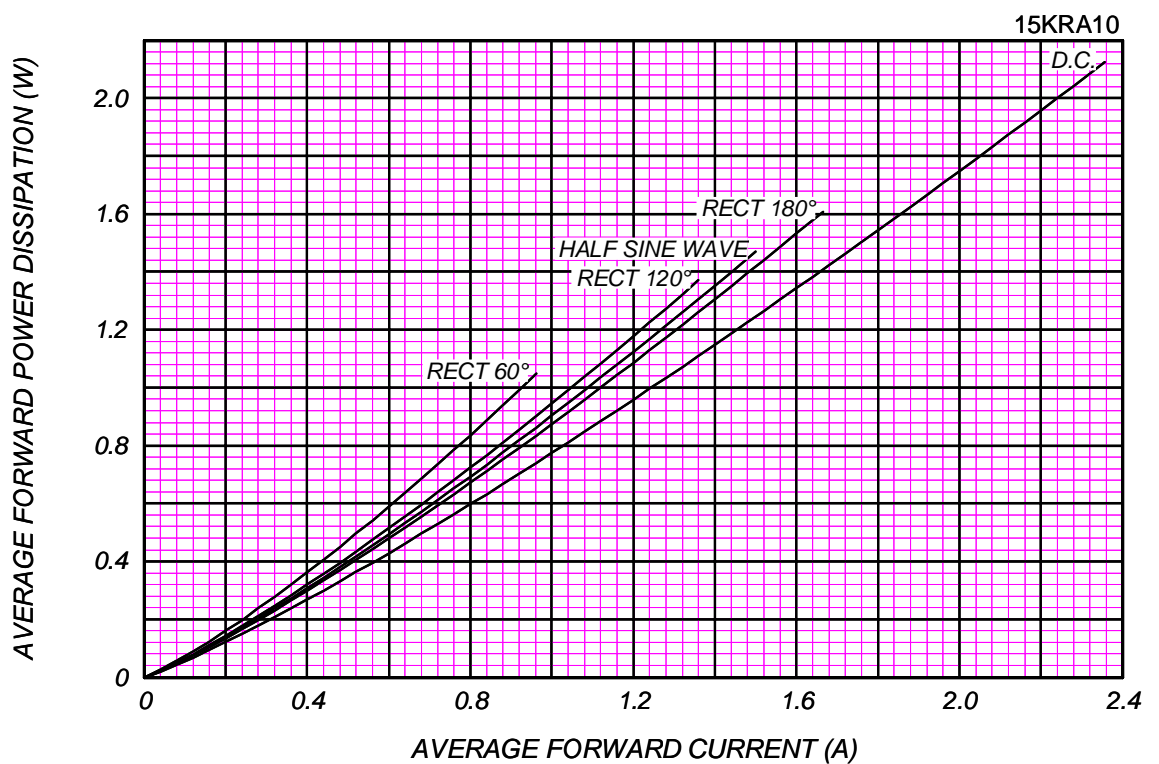
15KRA_ OUTLINE DRAWING (Dimensions in mm)

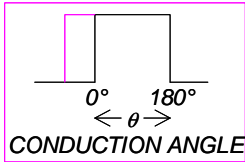


FORWARD CURRENT VS. VOLTAGE



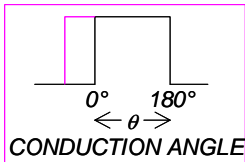
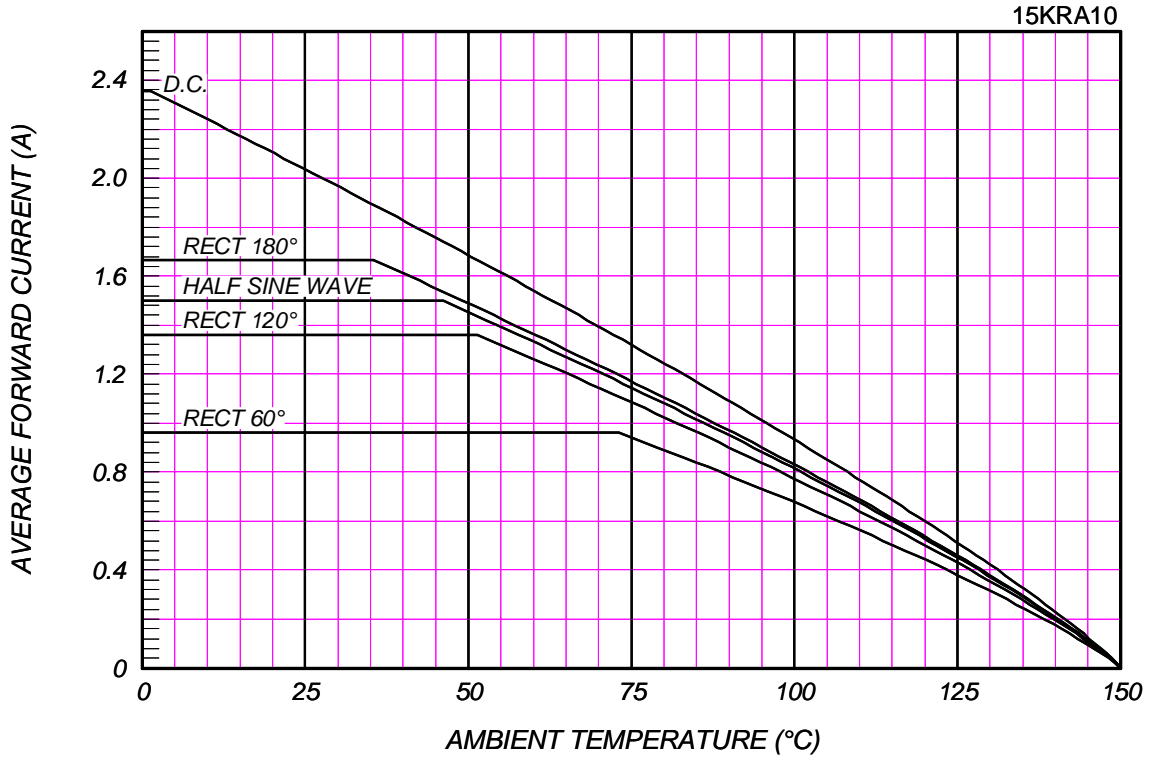
AVERAGE FORWARD POWER DISSIPATION





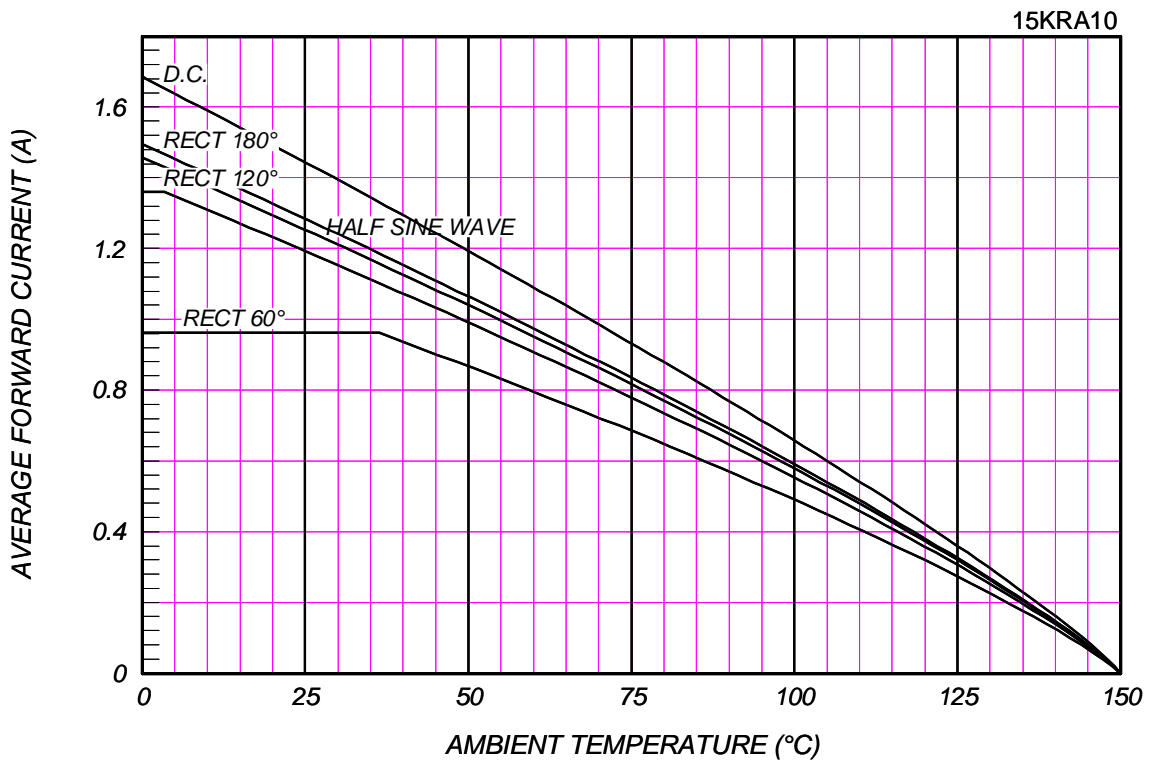
AVERAGE FORWARD CURRENT VS. AMBIENT TEMPERATURE

P.C. Board mounted (L=8mm, Print Land=15x15mm, Both Sides)



AVERAGE FORWARD CURRENT VS. AMBIENT TEMPERATURE

Without Fin or P.C. Board



SURGE CURRENT RATINGS

f=50Hz, Half Sine Wave, Non-Repetitive, No Load

15KRA10

