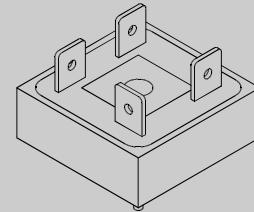


200 V - 1,000 V Single Phase Bridge

22.0 A - 25.0 A Forward Current

70 ns - 3000 ns Recovery Time

1502A - 1510A
1502FA - 1510FA
1502UFA - 1510UFA

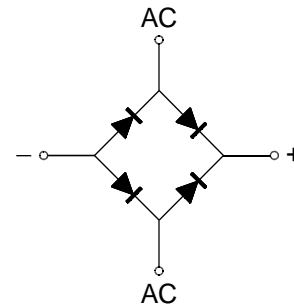
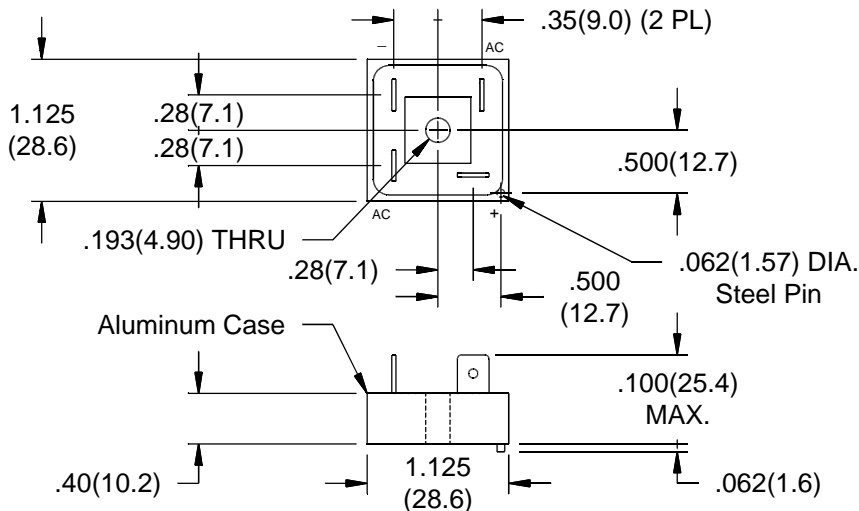


ELECTRICAL CHARACTERISTICS AND MAXIMUM RATINGS

Part Number	Working Reverse Voltage (V _{rwm})	Average Rectified Current @TC (I _o)		Reverse Current @ V _{rwm} (I _r)		Forward Voltage (V _f)		1 Cycle Surge Current tp=8.3ms (I _{fsm})	Repetitive Surge Current (I _{frm})	Reverse Recovery Time (1) (T _{rr})	Thermal Impd. θ _{J-C}
		55°C	100°C	25°C	100°C	25°C		25°C	25°C	25°C	
	Volts	Amps	Amps	µA	µA	Volts	Amps	Amps	Amps	ns	°C/W
1502A 1506A 1510A	200 600 1000	25.0 25.0 25.0	18.0 18.0 18.0	1.0 1.0 1.0	25 25 25	1.1 1.1 1.1	3.0 3.0 3.0	150 150 150	25 25 25	3000 3000 3000	2.0 2.0 2.0
1502FA 1506FA 1510FA	200 600 1000	25.0 25.0 25.0	18.0 18.0 18.0	1.0 1.0 1.0	25 25 25	1.2 1.5 1.5	3.0 3.0 3.0	150 150 150	25 25 25	150 150 150	2.0 2.0 2.0
1502UFA 1506UFA 1510UFA	200 600 1000	22.0 22.0 22.0	13.0 13.0 13.0	1.0 1.0 1.0	25 25 25	1.7 1.7 1.7	3.0 3.0 3.0	150 150 150	25 25 25	70 70 70	2.0 2.0 2.0

(1)T_{rr} Testing: I_f=0.5A, I_r=1.0A, I_{rr}=0.25A *Op. Temp. & Stg. Temp. = -55°C to +150°C Isolation Voltage: 2000V

10



Dimensions: In. (mm) • All temperatures are ambient unless otherwise noted. • Data subject to change without notice.



VOLTAGE MULTIPLIERS INC.
 8711 W. Roosevelt Ave.
 Visalia, CA 93291

TEL 559-651-1402
 FAX 559-651-0740
www.voltagemultipliers.com

1502A - 1510A • 1502FA - 1510FA • 1502UFA - 1510UFA

