

Applications

- Constant voltage regulation
- Reference voltage application

Features

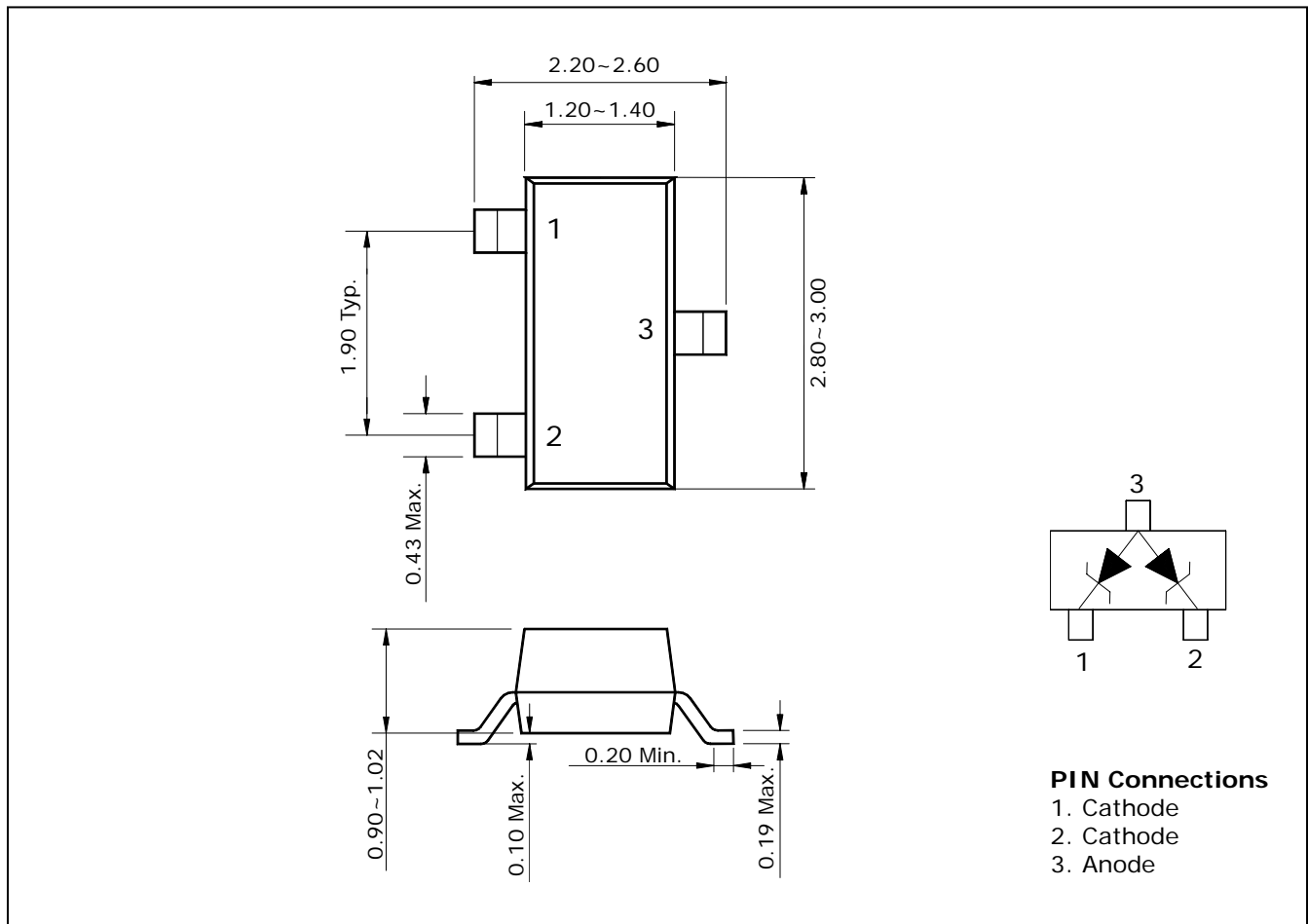
- Dual chip in one package
- Small and compact SMD package used: SOT-23
- Zener voltage: $V_z=6.8V$ Typ.

Ordering Information

Type NO.	Marking	Package Code
SDZ6V8WA	T4	SOT-23

Outline Dimensions

unit : mm



Absolute Maximum Ratings

(Ta=25°C)

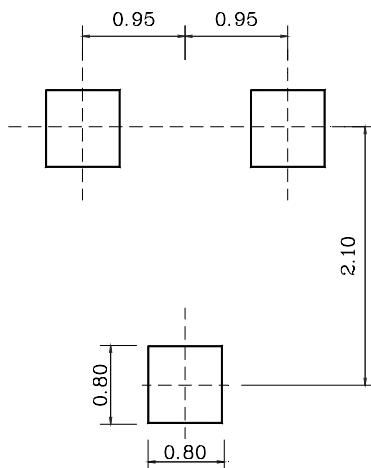
Characteristic	Symbol	Rating	Unit
Power dissipation	P_D	200	mW
Junction temperature	T_J	150	°C
Storage temperature range	T_{STG}	-55 ~ 150	°C

Electrical Characteristics

(Ta=25°C)

Characteristic	Symbol	Test Condition	Min.	Typ.	Max.	Unit
Zener voltage	V_Z	$I_Z=5mA$	6.50	-	7.10	V
Dynamic impedance	Z_{ZT}	$I_Z=5mA$	-	-	8	Ω
KNEE dynamic impedance	Z_{ZK}	$I_Z=0.25mA$	-	-	750	Ω
Reverse current	I_R	$V_R=5.2V$	-	-	1	μA

※ Recommend PCB solder land (Unit : mm)



Electrical Characteristic Curves

Fig. 1 P_D-T_a

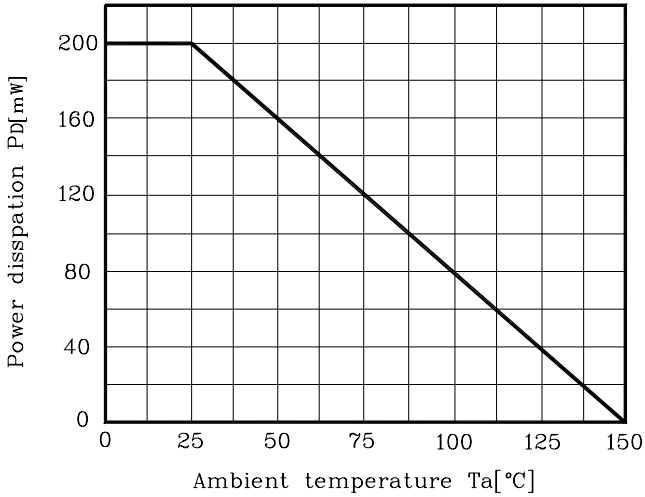


Fig. 2 I_Z-V_Z

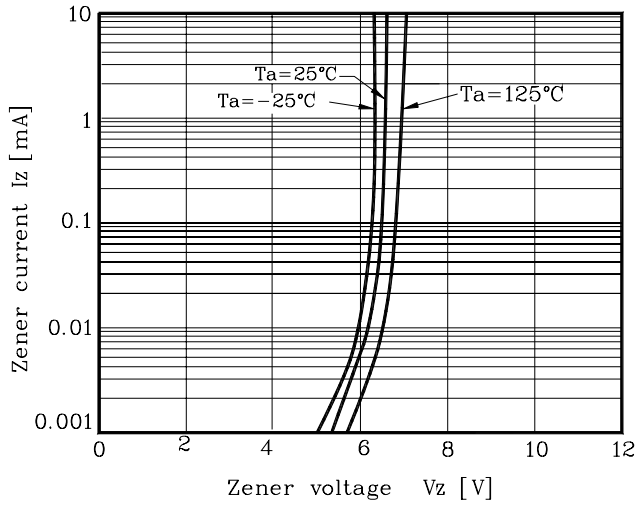
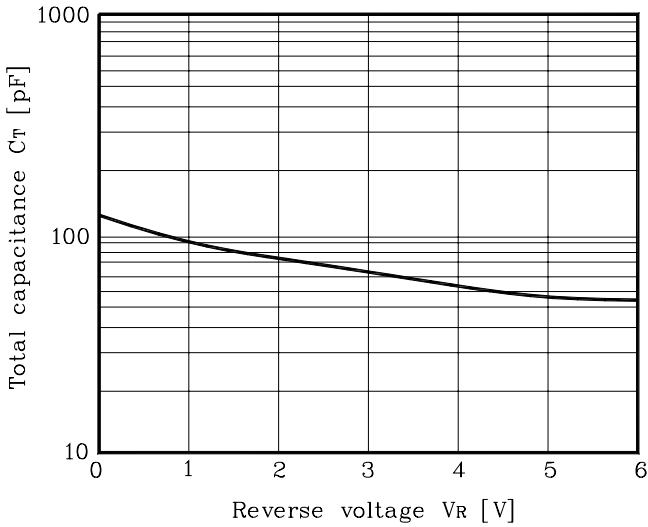


Fig. 3 C_T-V_R



The AUK Corp. products are intended for the use as components in general electronic equipment (Office and communication equipment, measuring equipment, home appliance, etc.).

Please make sure that you consult with us before you use these AUK Corp. products in equipments which require high quality and / or reliability, and in equipments which could have major impact to the welfare of human life(atomic energy control, airplane, spaceship, transportation, combustion control, all types of safety device, etc.). AUK Corp. cannot accept liability to any damage which may occur in case these AUK Corp. products were used in the mentioned equipments without prior consultation with AUK Corp..

Specifications mentioned in this publication are subject to change without notice.