

Features

- Transient protection for data lines to **IEC 61000-4-2(ESD) 15KV(air), 8KV(contact)**
- Small package for use in portable electronics
- Protection one I/O or power line.
- Low leakage current

Applications

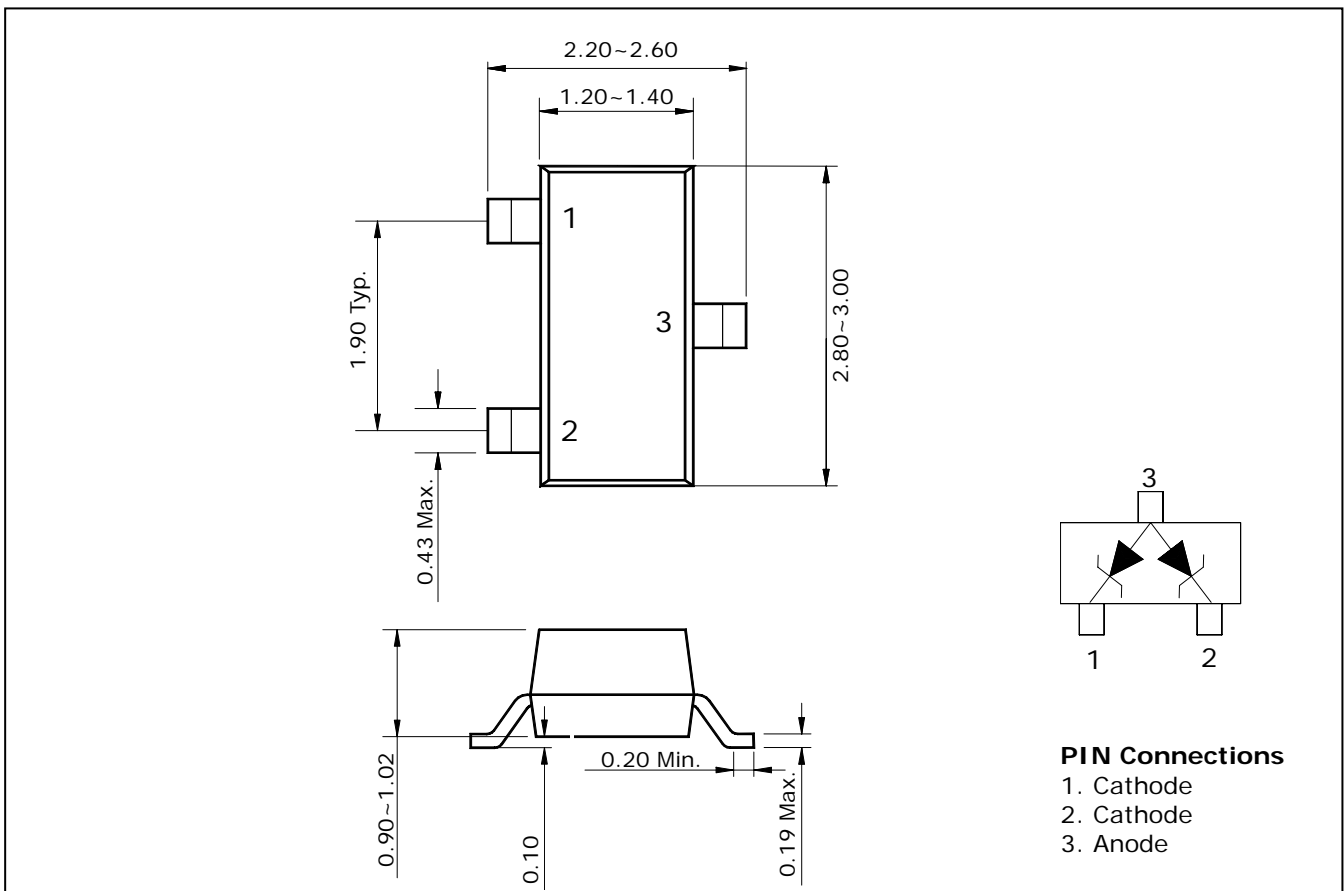
- ESD Protection

Ordering Information

Type NO.	Marking	Package Code
SDZ5V6AWA	Z3E	SOT-23

Outline Dimensions

unit : mm



Absolute Maximum Ratings

(Ta=25°C)

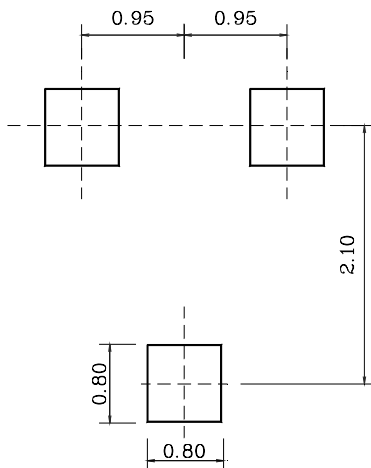
Characteristic	Symbol	Rating	Unit
Peak Pulse Power (tp = 8/20 μs)	P _{PK}	100	W
Power dissipation	P _D	200	mW
Junction temperature	T _J	150	°C
Storage temperature range	T _{stg}	-55 ~ +150	°C
Operating temperature range	T _{opr}	-55 ~ +150	°C

Electrical Characteristics

(Ta=25°C)

Characteristic	Symbol	Test Condition	Min.	Typ.	Max.	Unit
Zener voltage	V _Z	I _Z =5mA	5.31	-	5.92	V
Dynamic impedance	Z _{ZT}	I _Z =5mA	-	-	60	Ω
KNEE dynamic impedance	Z _{ZK}	I _Z =0.5mA	-	-	200	Ω
Reverse current	I _R	V _R =2.5V	-	-	1	μA
Total capacitance	C _T	V _R =0V, f=1MHz	-	30	-	pF

※ Recommend PCB solder land (Unit : mm)



Electrical Characteristic Curves

Fig. 1 P_D - T_a

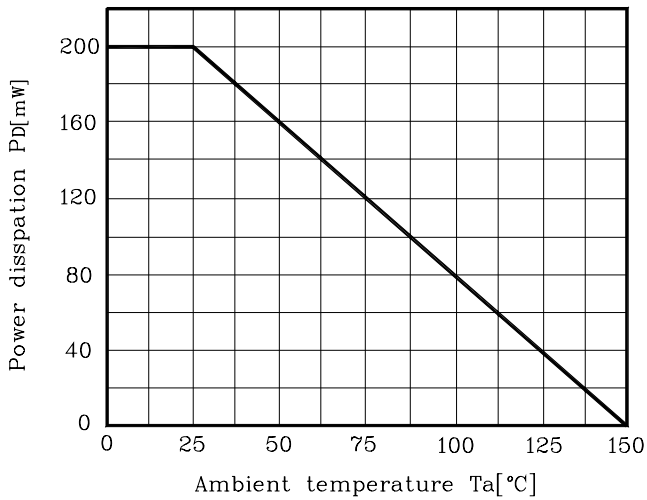
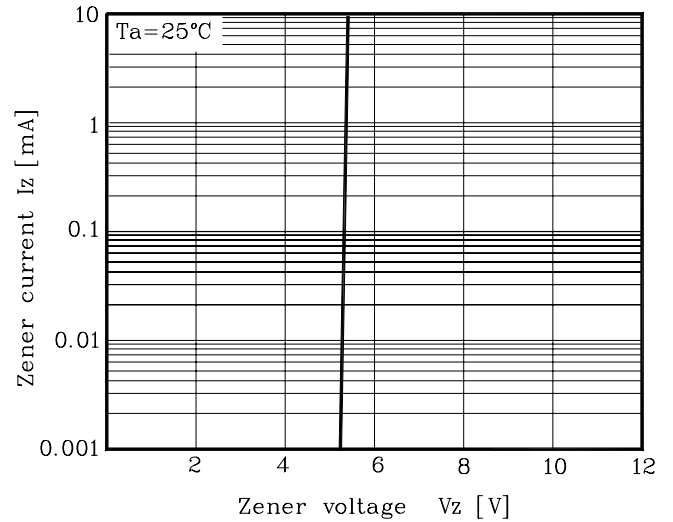


Fig. 2 I_Z - V_Z



The AUK Corp. products are intended for the use as components in general electronic equipment (Office and communication equipment, measuring equipment, home appliance, etc.).

Please make sure that you consult with us before you use these AUK Corp. products in equipments which require high quality and / or reliability, and in equipments which could have major impact to the welfare of human life(atomic energy control, airplane, spaceship, transportation, combustion control, all types of safety device, etc.). AUK Corp. cannot accept liability to any damage which may occur in case these AUK Corp. products were used in the mentioned equipments without prior consultation with AUK Corp..

Specifications mentioned in this publication are subject to change without notice.