

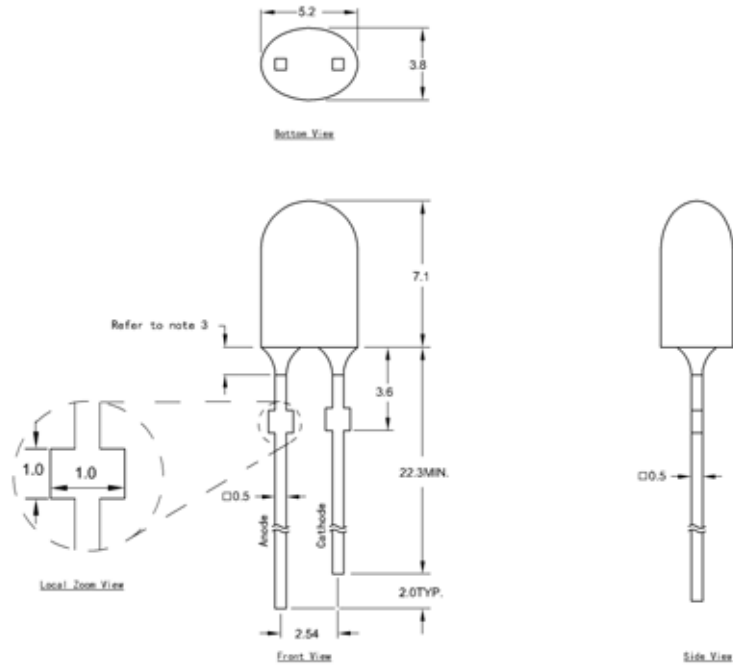
# MEGA BRIGHT LED

## BTL-55BLCS-XX-X

### Product Features

- Ultra Bright Blue Color
- High Light Output
- 5X4mm Diameter Elliptical Package
- Water Clear Lens
- Highly Reliable
- IC Compatible
- Leads with Stand Off

### Package Dimension



### Applications

- Full Color Display
- Automotive
- Front Panel Indicator
- Special Lighting
- General Purpose LEDs

**WARNING**

This range of LEDs is produced with die having a high radiant flux. Care must be taken when viewing the product at close range as the light may be intense enough to cause damage to the human eye.

**Note:** Industry standard procedures regarding static must be observed when handling this product.

Tolerance:  $\pm \frac{\text{inch}}{\text{mm}}$  Unit:  $\pm \frac{0.01}{0.25}$

### Optical and Electrical Characteristics at $T_a=25^\circ\text{C}$

Parameter	Symbol	Minimum	Typical	Maximum	Units	Conditions
Luminous Intensity	$I_v$	—	400	—	mcd	$I_F = 20\text{mA}$ (Note 1)
Viewing Angle	$2\theta_{1/2}$ H-H	—	110	—	deg	$I_F = 20\text{mA}$
	$2\theta_{1/2}$ V-V	—	45	—		
Dominant Wavelength	$\lambda_D$	460	468	475	nm	$I_F = 20\text{mA}$ (Note 2)
DC Forward Voltage	$V_F$	2.8	3.5	4.0	V	$I_F = 20\text{mA}$
DC Reverse Current	$I_R$	0	—	10	$\mu\text{A}$	$V_R=5\text{V}$

**Notes:**

1. Light intensity measures the light sensing response standard using chromatic meter. Refer to the CIE eye-response curve set by International Lighting committee. Tolerance of minimum and maximum intensity =  $\pm 15\%$
2. Wavelength range can be selected from the bin selection table. Tolerance of minimum and maximum =  $\pm 2\text{nm}$
3. These products are sensitive to static electricity and care must be fully taken when handling products



# MEGA BRIGHT LED

## BTL-55BLCS-XX-X

Absolute Maximum Ratings at  $T_a=25^{\circ}\text{C}$

Symbol	Parameter	Max.	Unit
$P_D$	Power Rating	100	mW
$V_R$	Reverse Voltage ( $I_R=10\mu\text{A}$ )	5	V
$I_F$	Continuous Forward Current	30	mA
$I_{FP}$	Peak Forward Current (0.1 duty cycle @ 1kHz)	100	mA
$T_{opr}$	Operating Temperature Range	$-35 \sim +80$	$^{\circ}\text{C}$
$T_{stg}$	Storage Temperature Range	$-40 \sim +100$	$^{\circ}\text{C}$
Lead Soldering Temperature [1.6mm (0.063inch) from body]		260 $^{\circ}\text{C}$ - max 5 seconds	

Wavelength and Brightness Selection

### BTL-55BLCS-XX-X

Wavelength Bin Selection

Bin	Blue (nm)
<b>B5</b>	460~465
<b>B6</b>	465~470
<b>B7</b>	470~475
<b>XX</b>	460~475

Brightness Bin Selection

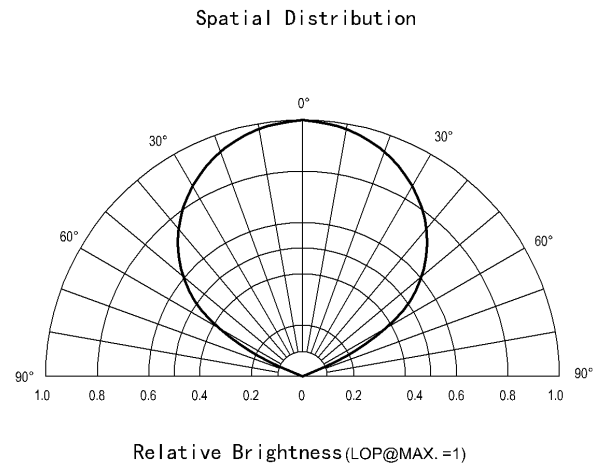
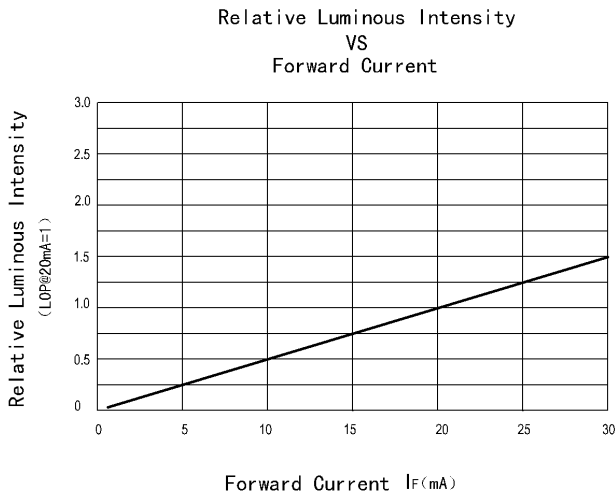
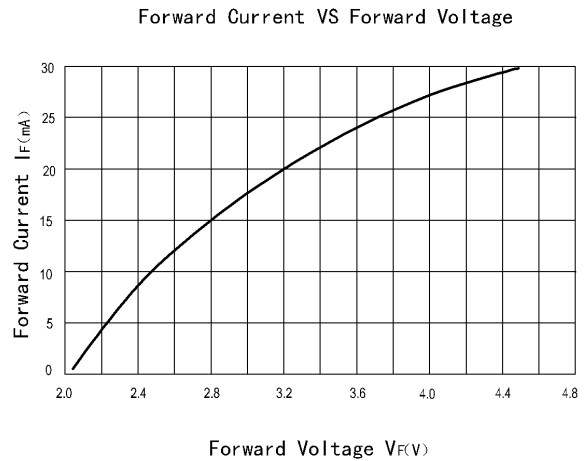
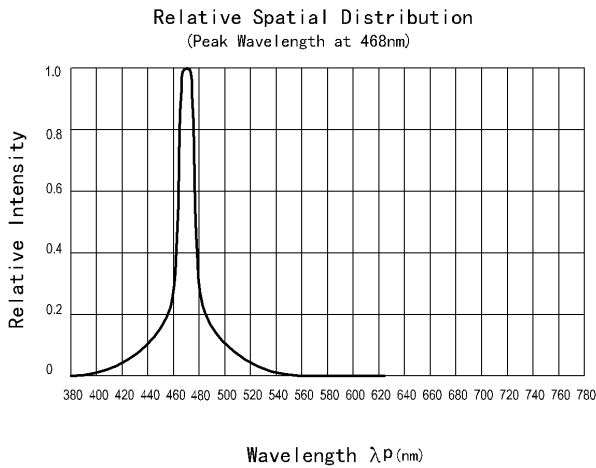
Bin	Range(mcd)
<b>I</b>	240~310
<b>J</b>	310~400
<b>K</b>	400~520
<b>L</b>	520~675

Packaging Options

Standard: 1000 pc bulk pack

Optional: Tape and Reel (Please specify when order)

### Typical Electro-Optical Characteristics Curves at $T_a=25^\circ\text{C}$



BT-Rev. 1.0a  
Specifications are subject to change without notice.  
Copyright © 2003 Brilliance Technologies Co., Ltd. All rights reserved.