


# Very Wideband RF Choke

50 MHz to 10000 MHz

**NEW!** ADCH-80A



CASE STYLE: CD542  
PRICE: \$ 2.75 ea.  
QTY.: (10-49)

## Features

- low parasitic capacitance 0.1 PF typ.
- effective parallel resistance, Rch 800 ohm typ.
- patent applied for

## Applications

- amplifier biasing

## Electrical Specifications

FREQUENCY (MHz)	INSERTION LOSS* (dB)		VSWR* (:1)		DC CURRENT (mA)	INDUCTANCE (μH)		
	Typ.	Max.	Typ.	Max.		Typ.	@ 0 mA	@ 50 mA
50-8000	0.3	1.0	1.1	1.35	100	7.0	1.8	1.0
50-10000	0.3	2.0	1.1	1.6	100	7.0	1.8	1.0

\*tested with circuit shown below, Zo=50 ohms

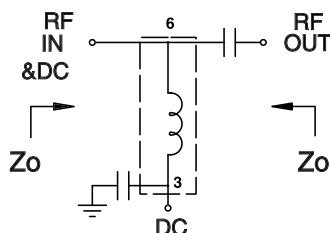
## Maximum Ratings

Operating Temperature -20°C to 85°C

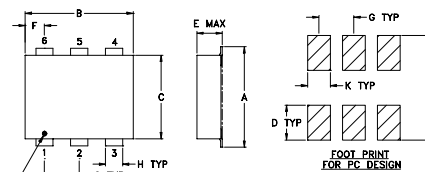
Storage Temperature -55°C to 100°C

DC current 250 mA

## Test Circuit \*



## Outline Drawing



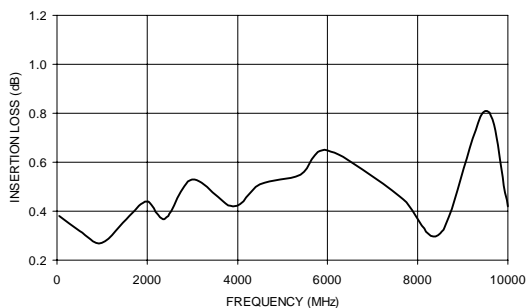
## Pin Configuration

in	6
out	3
not used	1,2,4,5

## Outline Dimensions (inch/mm)

A	B	C	D	E	F	G	H
.280	.310	.220	.100	.108	.055	.100	.040
7.11	7.87	5.58	2.54	2.74	1.40	2.54	1.02
J	K	L	wt.				
—	.065	.300	grams				
—	1.65	7.62	.40				

ADCH-80A  
INSERTION LOSS



ADCH-80A  
VSWR

